

2009 Mississippi Youth Risk Behaviors

Middle School

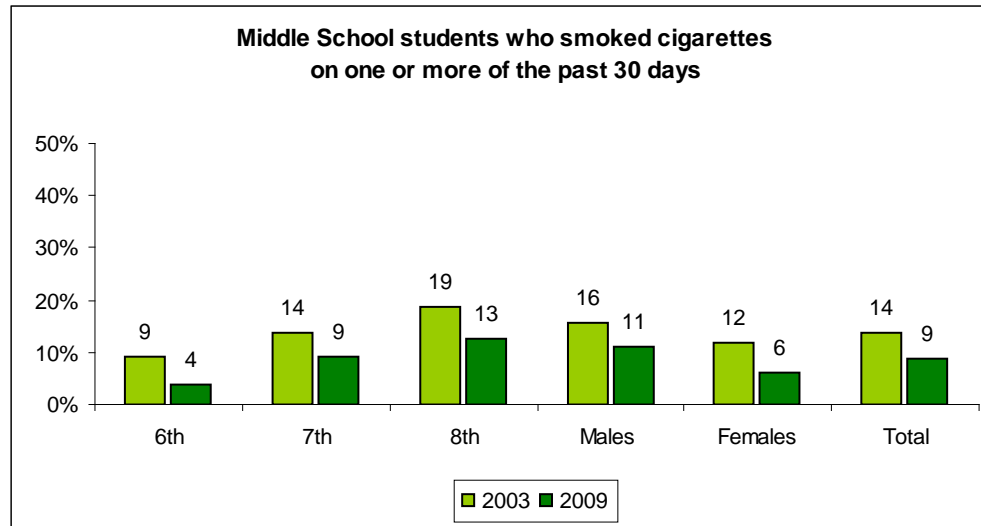
The Youth Risk Behavior Survey (YRBS) was developed by the Centers for Disease Control and Prevention (CDC) in collaboration with representatives from states, local departments of education, and other federal agencies to monitor priority health-risk behaviors that contribute to the leading causes of death, disease and social problems among youth and adults. These behaviors fall into six categories:

1. Behaviors that result in unintentional injuries and violence
2. Tobacco use
3. Alcohol and other drug use
4. Sexual behaviors that result in HIV infection, other sexually transmitted disease and unintended pregnancies
5. Dietary behaviors
6. Physical activity

During the spring of 2009, the Mississippi State Department of Health conducted the ninth biennial YRBS among public middle school students. Weighted data were obtained from 1,522 sixth- through eighth grade students. These results are representative of all Mississippi public school students in grades 6-8.

The 2009 Mississippi YRBS data is compared to the 2003 state weighted data for progress.

Tobacco Use



Chewing Tobacco

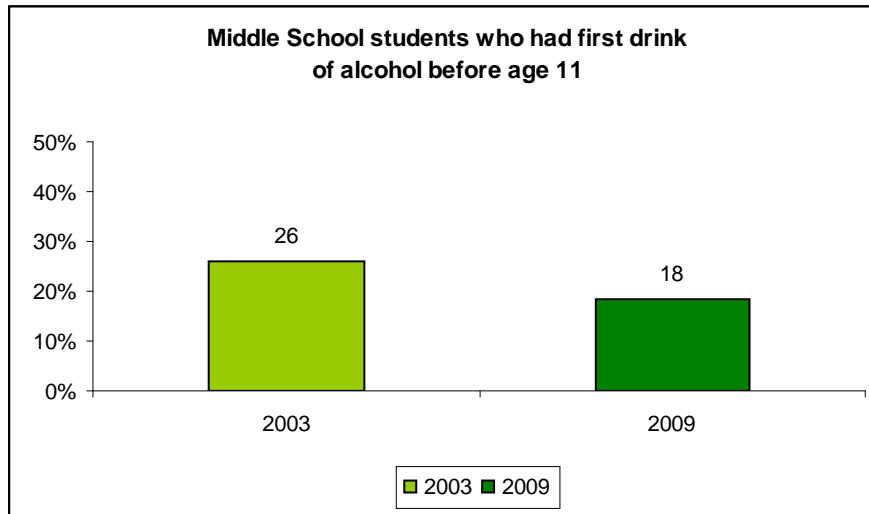
Used chewing tobacco and/or snuff on one or more of the past 30 days:

MS Middle School	2003	2009
Males	12%	10%
Females	2%	3%
Overall	7%	7%

In Mississippi public middle schools, the percentage of students who smoked cigarettes on one or more of the past 30 days decreased from 14% in 2003 to 9% in 2009. Overall, males had higher percentages compared to females; however, both groups showed decreases from 2003 to 2009.

Eighth graders had the highest percentage of students who smoked, but this age group showed a decrease from 19% in 2003 to 13% in 2009.

Alcohol Use



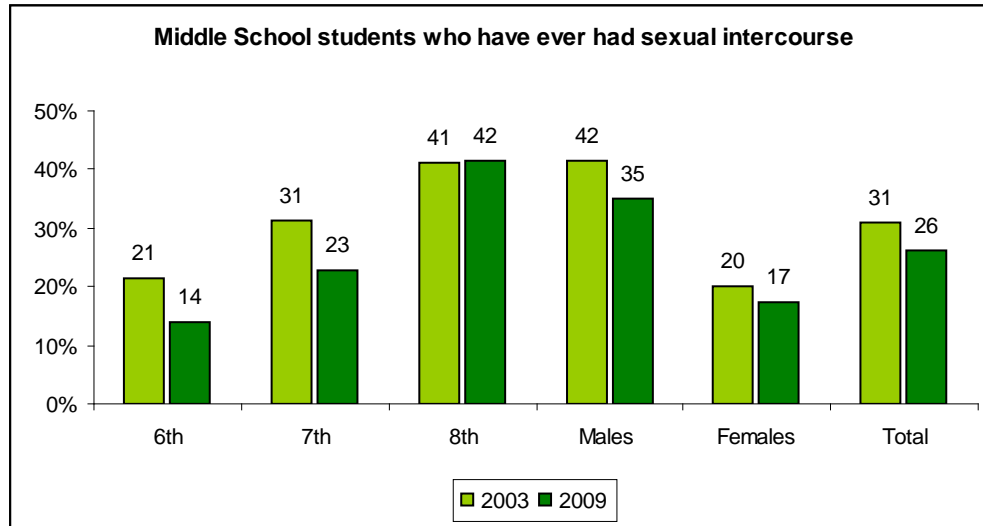
In 2003, 26% of public middle school students had their first drink of alcohol before age 11. This number decreased to 18% in 2009, showing an 8% decrease overall.

Other Substances Use

Students reported using the following substances during their lifetime:

MS Middle School	2003	2009
Cocaine	5%	4%
Marijuana	16%	9%
Steroids	4%	4%
Inhalants	16%	11%

Sexual Behavior



Other sexual behavior in 2009

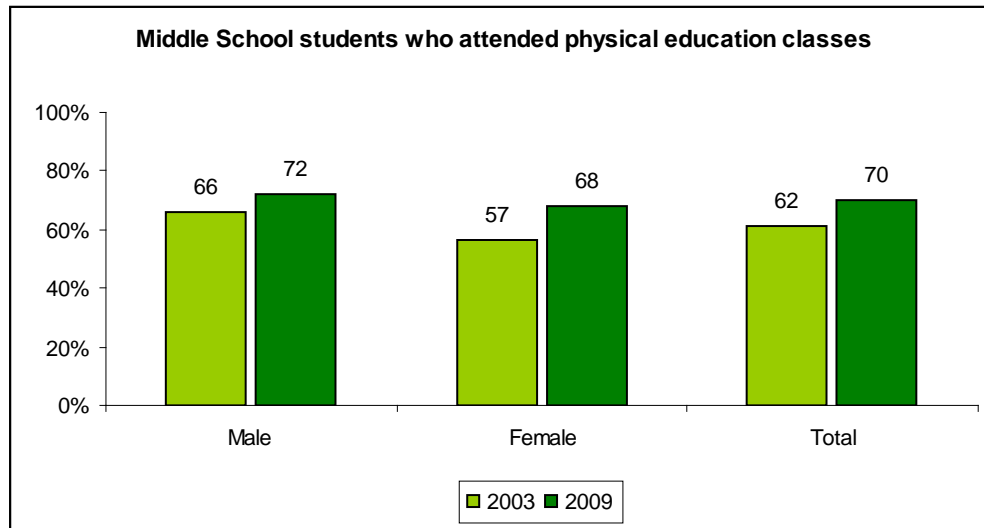
Eight percent of students in grades 6 through 8 reported having sexual intercourse for the first time before age 11 years.

Of the students who ever had sexual intercourse, 68% had used a condom.

In Mississippi public middle schools, the percentage of students who have ever had sexual intercourse decreased from 31% in 2003 to 26% in 2009. Overall, males had higher percentages compared to females; however, both groups showed decreases from 2003 to 2009.

Eighth graders had the highest percentage of students who had ever had sexual intercourse. In addition, this group was the showed the only increase (1%) from 2003 to 2009 among each grade level.

Physical Activities



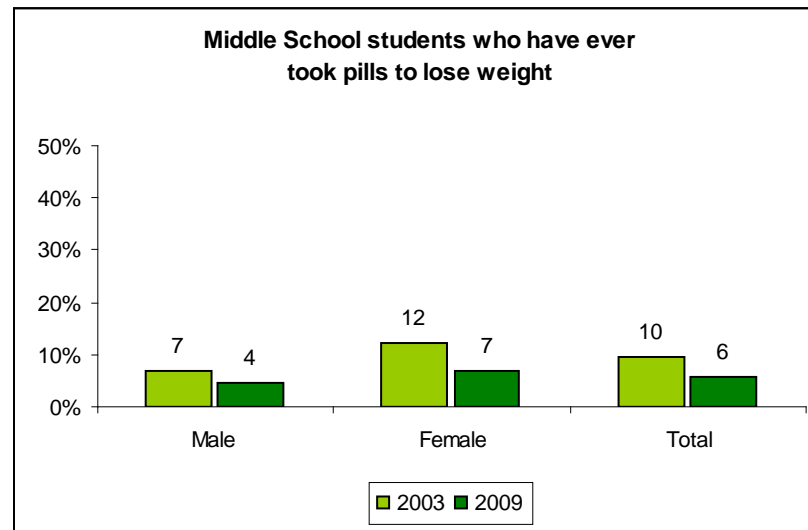
Other physical activities in 2009:

Forty-two percent of students in grades 6 through 8 attended daily physical education classes in an average week when they were in school.

Forty-nine percent of students in grades 6 through 8 watched three or more hours of TV on an average school day.

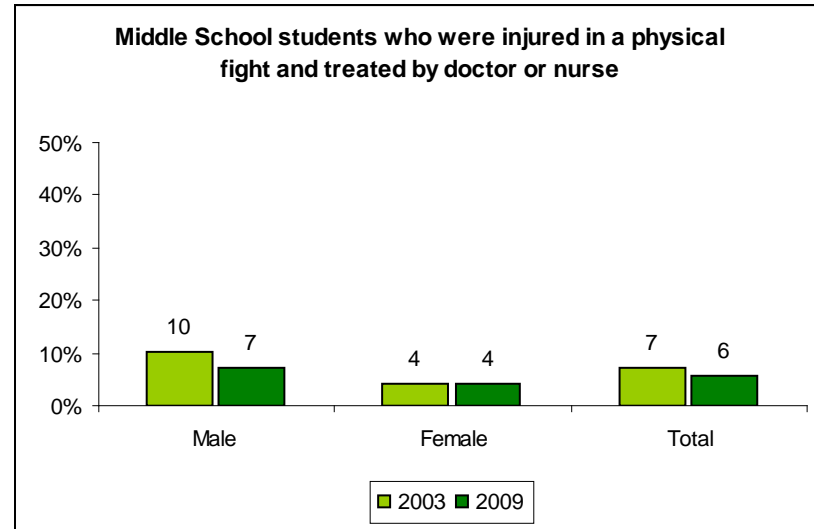
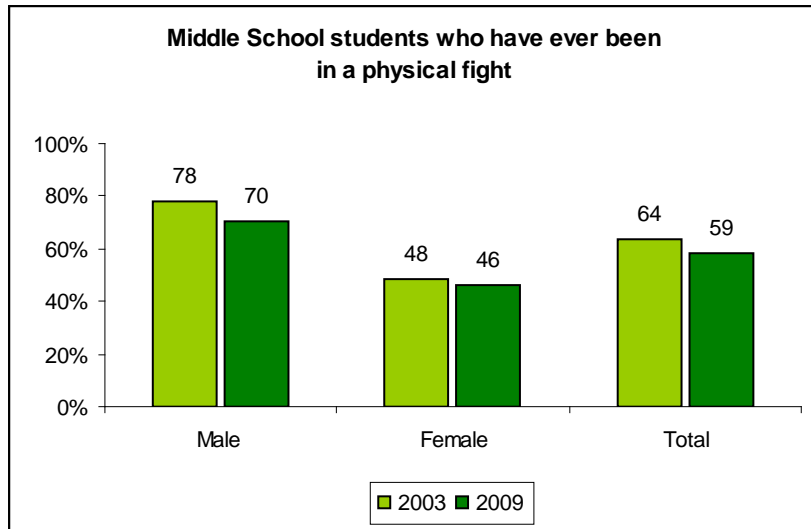
In Mississippi public middle schools, the percentage of students who attended physical education classes increased from 62% in 2003 to 70% in 2009. Overall, males had higher percentages compared to females; however, both groups showed substantial increases from 2003 to 2009.

Weight Status



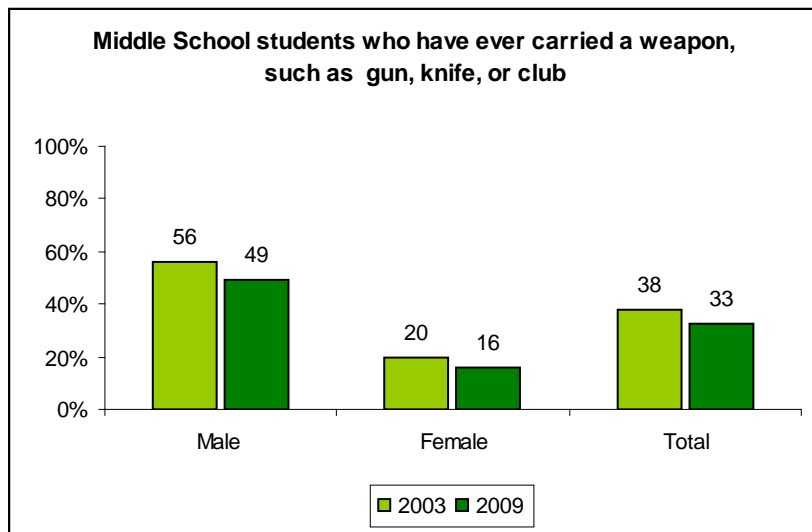
In Mississippi public middle schools, the percentage of students who had ever taken pills to lose weight decreased from 10% in 2003 to 6% in 2009. Overall, females had higher percentages compared to males; however, both groups showed decreases from 2003 to 2009.

Violence



In Mississippi public middle schools, the percentage of students who had ever been in a physical fight decreased from 64% in 2003 to 59% in 2009. Overall, males had higher percentages compared to females; however, both groups showed decreases from 2003 to 2009.

There was a 1% decrease from 2003 to 2009 among the state's public middle school students who were injured in a physical fight and treated by a doctor or nurse. Males had a higher percentage overall, but showed a 3% decrease from 2003 to 2009. There were no changes in the percentages from 2003 to 2009 for females.

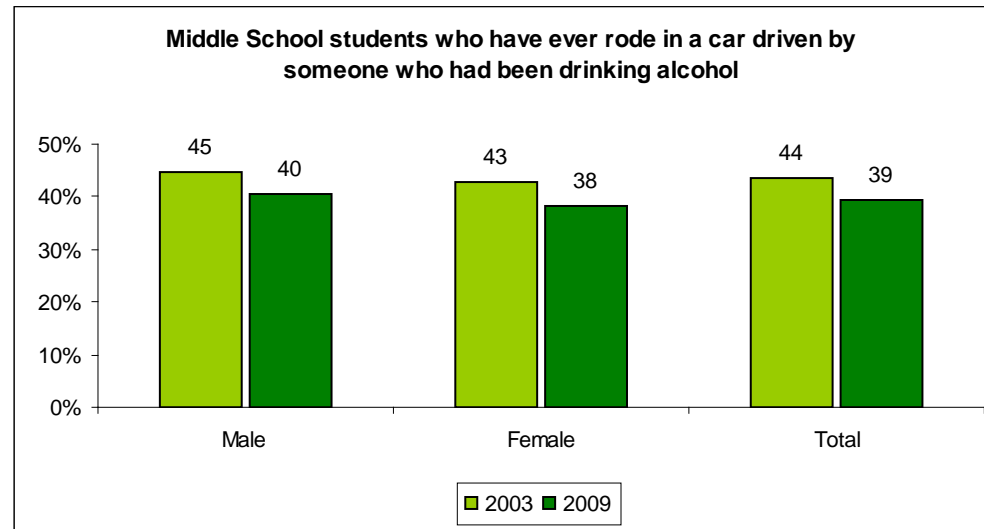


Bullied in school property in 2009

Thirty-three percent of students in grades 6 through 8 reported having ever been bullied on school property.

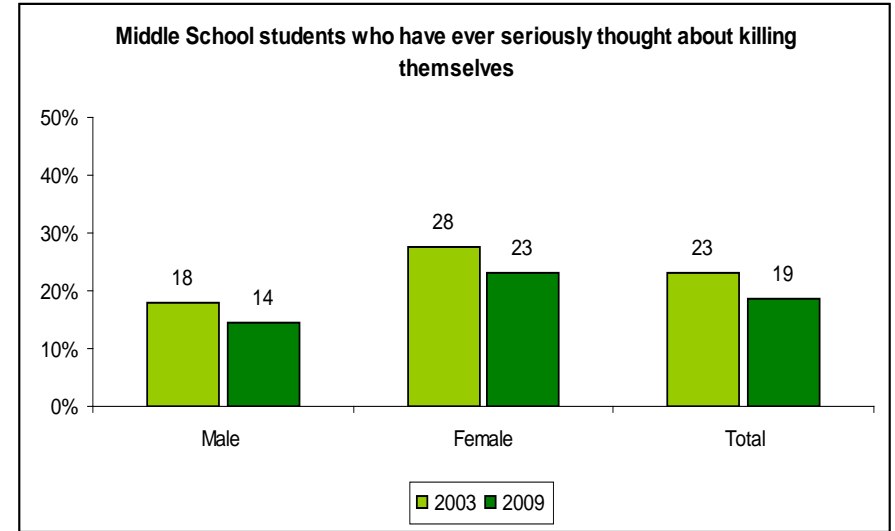
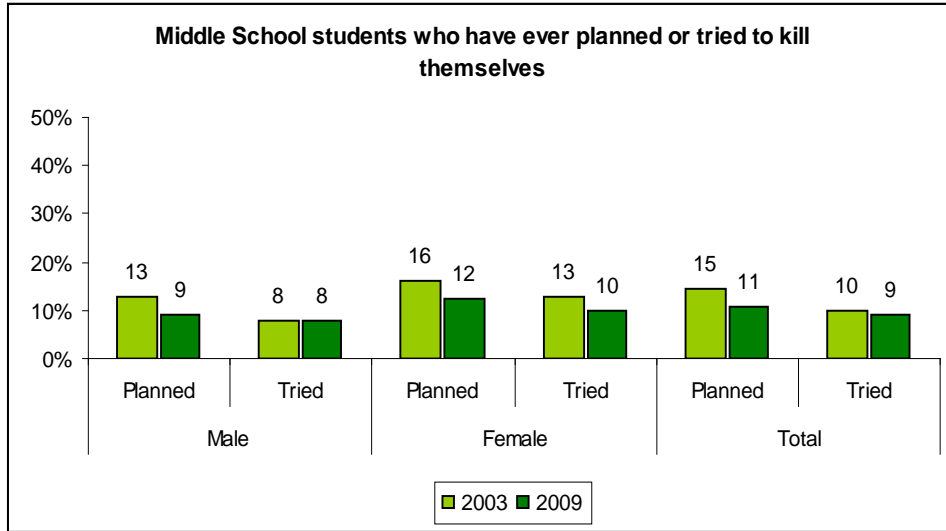
In Mississippi public middle schools, the percentage of students who had ever carried a weapon such as a gun, knife, or club decreased from 38% in 2003 to 33% in 2009. Overall, males had higher percentages compared to females; however, both groups showed decreases from 2003 to 2009.

Drinking and Driving



In Mississippi public middle schools, the percentage of students who had ever ridden in a car driven by someone who had been drinking alcohol decreased from 44% in 2003 to 39% in 2009. Overall, males had higher percentages compared to females; however, both groups showed decreases from 2003 to 2009.

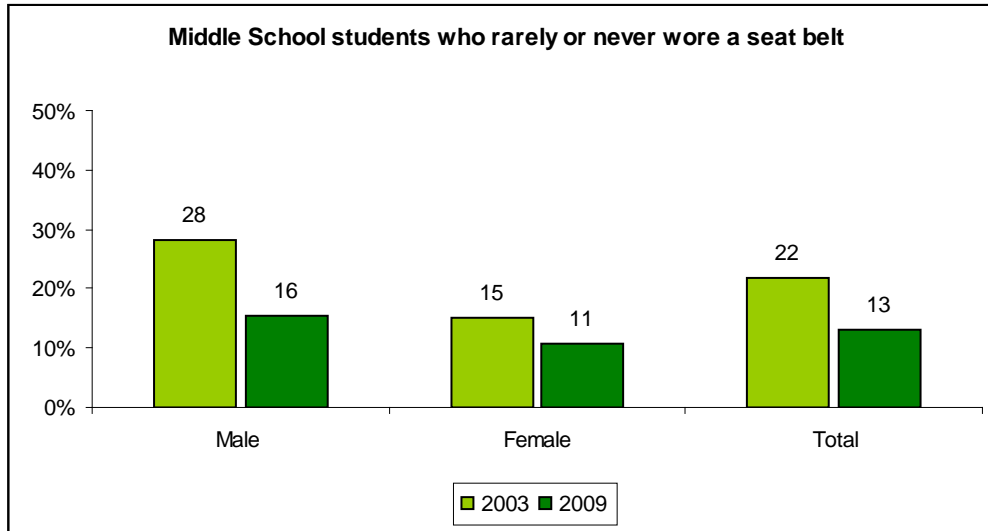
Mental Health



In Mississippi public middle schools, the percentage of students who planned kill themselves decreased from 15% in 2003 to 11% in 2009. The percentage of students who tried to kill themselves decreased from 10% in 2003 to 9% in 2009. Overall, females had the higher percentages for both categories compared to males; however, there were no changes from 2003 to 2009 among males who tried to kill themselves.

There was a decrease from 23% in 2003 to 19% in 2009 among students who had ever seriously thought about killing themselves. Females had the higher percentages; however both males and females showed decreases from 2003 to 2009.

Behaviors that Lead to Unintentional Injury



Always wore a belt in 2009

Thirty-seven percent of students in grades 6 through 8 reported they always wore a seat belt while riding in a car driven by someone else.

In Mississippi public middle schools, the percentage of students rarely or never wore a seat belt decreased from 22% in 2003 to 13% in 2009. Overall, males had higher percentages compared to females; however, both groups showed decreases from 2003 to 2009.

There was a 1% decrease among students who never wore a helmet when riding from 2003 to 2009. Females showed no change for the two years for this category; whereas, males had a 1% from 2003 to 2009.

