

2008

Report on Institutions  
for the Aged or Infirm

Licensed by

Bureau of Health Facilities Licensure and Certification

November 2009

2008

Annual Report on

Institutions for the Aged or Infirm

Licensed by

Mississippi State Department of Health

P.O. Box 1700

Jackson, Mississippi 39216

Published November 2009

Health Facilities Licensure and Certification

Marilynn Winborne, Director

## Table of Contents

Preface	.....	i
Table I:	Nursing Facility Bed Count, Patient Census, Patients Served, and New Admissions as of December 31, 2008.....	1
Table II:	Nursing Facility Ownership and Percentage Distribution by Number of Nursing Homes and Licensed Beds as of December 31, 2008.....	2
Table III:	Nursing Facility Employees and Percentage Distribution by Title and Whether Full-Time or Part-Time as of December 31, 2008.....	3
Table IV:	Licensed Bed Capacity and Beds Set Up and Staffed for Nursing Facilities as of December 31, 2008.....	4
Table V:	2008 Nursing Facility Licensed Beds, Occupancy Rates and Average Daily Census.....	9
Table VI:	Nursing Facility Bed Count by County and Type of Accommodation as of December 31, 2008.....	18
Table VII:	Nursing Facility Bed Count and Percentage Distribution by Type of Accommodation as of December 31, 2008.....	20
Table VIII:	Nursing Facilities by Bed Size as of December 31, 2008.....	20
Table IX:	Nursing Facilities by Bed Size and County as of December 31, 2008.....	21
Table X:	Patients Served During 2008 in Nursing Facilities by Age and Sex.....	23
Table XI:	Number of Nursing Facility Patients by Sex in 2008.....	24
Table XII:	Ambulation Status of Patients in Nursing Facilities as of December 31, 2008 and Total Days of Patient Care .....	24
Table XIII:	2008 Nursing Facility Admissions.....	25
Table XIV:	2008 Nursing Facility Admissions by Fee Source.....	25
Table XV:	Destination of Patients Discharged from Nursing Facilities During 2008.....	26
Table XVI:	Selected Nursing Facility Data by County.....	27
Table XVII:	ICF/MR Bed Count, Patient Census, Patients Served, and New Admissions as of December 31, 2008.....	29

Table XVIII:	ICF/MR Ownership and Percentage Distribution by Number of Nursing Homes and Licensed Beds as of December 31, 2008.....	30
Table XIX	ICF/MR Employees and Percentage Distribution by Title and Whether Full-Time or Part-Time as of December 31, 2008.....	31
Table XX:	Licensed Bed Capacity and Beds Set Up and Staffed for ICF/MRs as of December 31, 2008.....	32
Table XXI:	2008 ICF/MR Licensed Beds, Occupancy Rates and Average Daily Census.....	33
Table XXII:	ICF/MR Bed Count by County and Type of Accommodation as of December 31, 2008.....	34
Table XXIII:	ICF/MR Bed Count and Percentage Distribution by Type of Accommodation as of December 31, 2008.....	34
Table XXIV:	ICF/MRs by Bed Size as of December 31, 2008.....	35
Table XXV:	ICF/MRs by Bed Size and County as of December 31, 2008.....	35
Table XXVI:	ICF/MR Patients Served During 2008 by Age and Sex.....	36
Table XXVII:	Number of ICF/MR Patients by Sex in 2008.....	37
Table XXVIII:	Ambulation Status of ICF/MR patients as of December 31, 2008 and Total Days of Patient Care.....	37
Table XXIX:	2008 ICF/MR Admissions During 2008 by Place from Which Admitted.....	38
Table XXX:	2008 ICF/MR Admissions by Fee Source.....	38
Table XXXI:	Destination of Patients Discharged from ICF/MRs During 2008....	39
Table XXXII:	2008 Selected ICF/MR Data by County.....	39
Table XXXIII:	Psychiatric Residential Treatment Facility Bed Count, Patient Census, Patients Served, and New Admissions as of December 31, 2008.....	40
Table XXXIV:	Psychiatric Residential Treatment Facility Ownership and Percentage Distribution by Number of Nursing Homes and Licensed Beds as December 31, 2008.....	41
Table XXXV:	Psychiatric Residential Treatment Facility Employees and Percentage Distribution by Title and Whether Full-Time or Part-Time as of December 31, 2008.....	42
Table XXXVI:	Licensed Bed Capacity and Beds Set Up and Staffed for Psychiatric Residential Treatment Facilities as of December 31, 2008.....	43

Table XXXVII:	2008 Psychiatric Residential Treatment Facilities Licensed Beds, Occupancy Rates and Average Daily Census.....	43
Table XXXVIII:	Psychiatric Residential Treatment Facility Bed Count by County and Type of Accommodation as of December 31, 2008.....	44
Table XXXIX:	Psychiatric Residential Treatment Facility Bed Count by County and Percentage Distribution by Type of Accommodation as of December 31, 2008.....	44
Table XL:	Patients Served During 2008 in Psychiatric Residential Treatment Facilities by Age and Sex.....	45
Table XLI:	Number of Psychiatric Residential Treatment Facility Patients by Sex in 2008.....	46
Table XLII:	Ambulation Status of Patients in Residential Treatment Facilities as of December 31, 2008 and Total Days of Patient Care.....	46
Table XLIII:	2008 Psychiatric Residential Treatment Facility Admissions by Place from Which Admitted.....	47
Table XLIV:	2008 Psychiatric Residential Treatment Facility Admissions by Fee Source.....	47
Table XLV:	Destination of Patients Discharged from Psychiatric Residential Treatment Facilities.....	48
Table XLVI:	Selected Psychiatric Residential Treatment Facility Data by County.....	48
Table XLVII:	Personal Care Homes, Bed Count, Patient Census, Patients Served, and New Admissions as of December 31, 2008.....	49
Table XLVIII:	Personal Care Home Ownership and Percentage Distribution by Number of Personal Care Homes and Licensed Beds as of December 31, 2008.....	50
Table XLIX:	Personal Care Home Employees and Percentage Distribution by Title and Whether Full-Time or Part-Time as of December 31, 2008.....	51
Table L:	Licensed Bed Capacity and Beds Set Up and Staffed for Personal Care Homes as of December 31, 2008.....	52
Table LI:	2008 Personal Care Home Licensed Beds, Occupancy Rates and Average Daily Census.....	56
Table LII:	Personal Care Home Bed Count by County and Type of Accommodation as of December 31, 2008.....	63

Table LIII:	Personal Care Home Bed Count and Percentage Distribution by Type of Accommodation as of December 31, 2008.....	65
Table LIV:	Personal Care Homes by Bed Size as of December 31, 2008.....	65
Table LV:	Personal Care Homes by Bed Size and County as of December 31, 2008.....	66
Table LVI:	Patients Served During 2008 in Personal Care Homes by Age Group and Sex.....	68
Table LVII:	Number of Personal Care Home Patients by Sex in 2008.....	69
Table LVIII:	Ambulation Status of Patients in Personal Care Homes as of December 31, 2008 and Total Days of Patient Care.....	69
Table LIX:	2008 Personal Care Home Admissions.....	70
Table LX:	2008 Personal Care Home Admissions by Fee Source.....	70
Table LXI:	Destination of Patients Discharged from Personal Care Homes During 2008.....	71
Table LXII:	2008 Selected Personal Care Home Data.....	72
Appendix A:	Questionnaire and Instructions.....	74
Appendix B:	Table I for Years 1961 - 2001.....	79
Appendix C:	Beds by County, 1998 and 2008.....	97
Appendix D:	Licensed and Certified Long-Term Care Facilities as of December 31, 2008.....	115

## Preface

### Skilled Nursing Facilities

#### Overview

Two hundred one licensed skilled nursing facilities, 14 intermediate care facilities for the mentally retarded, 7 psychiatric residential treatment facilities and 165 licensed personal care homes responded to the 2008 survey. The data in this report is based upon the information supplied by these respondents.

Three nursing facilities changed names during the reporting period.

2008 Name	2007 Name
Bruce Community Living Center	Bruce Nursing Center
Calhoun Health Services	Calhoun County Nursing Home
Louisville Healthcare	Care Center of Louisville

Guardian Angel Healthcare did not submit a 2008 report due to a change of ownership. Jaquith Nursing Home - Washington Inn merged with Jaquith Nursing Home - Adams Inn.

Poplar Springs Nursing Home increased from 120 beds to 130 beds. Reginald P. White Nursing Center decreased from 228 beds to 226 beds.

Eighty-one counties are served by nursing homes. This coverage represents 98.8% of all 82 Mississippi counties leaving 1.2% or 1 county, Issaquena County, without nursing home facilities of some type.

Since 1981, personal care home data has been shown and discussed separately to give a clearer picture of institutions for the aged or infirm in Mississippi. Also, the classification was changed in 1981 making comparisons of data collected before and after difficult. Classifications changed again in 1989. Now institutions for aged or infirm include facilities licensed as nursing homes (e.g. skilled nursing facilities and nursing facilities), intermediate care facilities for the mentally retarded, personal care homes and psychiatric residential treatment facilities.

In order to more accurately reflect data for current and subsequent years, Table I for years 1961-2005 is a separate table found in Appendix B. There were 19,021 skilled nursing facility beds. This figure represents an decrease of 120 beds from the previous year. Guardian Angel Healthcare's 120 beds are not included as they did not submit a report.

The total patient census on December 31, 2008, was 16,981. This represents a statewide skilled nursing facility occupancy rate of 88.4%.

The total number of patients served during the year, 34,488, was an increase of 1,448 from 2007. New admissions to nursing homes increased by 1,644 patients.

## **Ownership**

Table II shows that 134 or 66% of the nursing homes had proprietary ownership and accounted for 67% of all licensed nursing home beds. In contrast, nonprofit nursing homes accounted for 39 or 19.4% of all nursing homes and 16.6% of the licensed nursing home beds. The remaining 28 or 13.9% of nursing homes were publicly owned and leased with 15.6% of the licensed nursing home beds.

## **Employees**

Table III shows that 22,137 people were employed in skilled nursing facilities in Mississippi in 2008. Full-time employees were 17,569 or 79.4% of this number while 4,568 or 20.6% were part-time employees. Nursing service employees including R.N.s, L.P.N.s, Aides, and Orderlies accounted for 14,335 or 64.8% of the total number of employees.

## **Beds**

Table IV lists the 201 skilled nursing facilities in alphabetical order, showing that all but 132 of the 19,021 licensed nursing home beds are set up and staffed. County of location is also shown.

Table V shows a state skilled nursing facility occupancy rate of 88.4%, and an average daily census of 16,791.1. Occupancy rates are calculated on licensed beds, therefore occupancy rates calculated on beds set up and staffed would be higher.

Tables VI gives a breakdown by county of the number of licensed nursing home beds and the type of accommodation available by number of beds set up and staffed. The county having the most skilled nursing facility beds was Hinds, with 1,577 beds licensed and 1,575 set up and staffed for use.

Table VII shows that there were 19,021 licensed nursing care beds in Mississippi, an decrease of 120 beds over 2007. Semi-private rooms accounted for 14,784 or 78.3% of the beds set up and staffed; private rooms accounted for 3,036 or 16.1% and wards accounted for 1,069 or 5.6%.

Table VIII shows that 112 or 55.7% of all nursing care facilities had between 60 and 119 beds, 63 facilities or 31% had between 120-179 beds, 17 facilities or 8.5% had less than 60 beds, 8 or 4% had between 180 and 239, and one facility had more than 240 beds.

Table IX shows the bed count groups by county.

## **Patient Characteristics**

Table X shows that there were 34,488 patients served by the 201 nursing homes in Mississippi during 2008. There was an increase of 1,448 patients reported served in 2008 than 2007. There were 23,161 patients, age 75 years and older, accounting for 67.2% of all patients served. Females comprised 22,871 or 66.3% of the patients served during 2008.



Beginning and ending patient census by sex are shown in Table XI. On December 31, 2008 there were 16,981 patients in skilled nursing facilities.

Total patient days are shown in Table XII along with the ambulation status of nursing home patients. During 2008 nursing homes reported 6,151,056 patient days, a decrease from 6,192,813 patient days reported in 2007. Approximately 41% skilled nursing facility patients were ambulant.

### **New Admissions**

Table XIII indicates that 17,644 new patients were admitted in 2008, for an average of 87 new admissions per facility. New admissions increased by 1,644. Admissions from hospitals accounted for 14,543 or 82.3%; admissions from own or relatives home accounted for 1,650 or 9.3%; admissions from another nursing home accounted for 1,105 or 6.3% and the remaining 366 or 2.1 were admitted from other places.

### **Source of Payments**

Table XIV reveals the fee sources for the 17,644 new admissions in 2008. The combined 15,489 Medicare and Medicaid funded patients were 88% of all fee sources. One thousand one hundred forty-four or 6.5% of admissions were self-pay. VA sponsored admissions were 142 or 0.8% of fee sources. Forty Welfare and other admissions were reported.

### **Discharges and Deaths**

Table XV shows that live discharges accounted for 77.1% of patients discharged from nursing homes. The majority of these were to hospitals 43.9%, or homes 44%. Approximately 9.2% were transferred to another nursing facility, and the remaining 2.5% were discharged to other locations.

Table XVI displays total patient days, total admissions and total patients served by county for skilled nursing facilities.

## Intermediate Care Facilities for the Mentally Retarded

There were 2,765 licensed ICF/MR beds in 2008.

The total patient census on December 31, 2008, was 2,622. This represents an ICF-MR occupancy rate of 93% and an average daily census of 2,609.5.

The total number of patients served during the year, 2,926 was an increase of 34 from 2008.

### Ownership

Table XVIII shows that 8 or 57.1% of the ICF/MRs were publicly owned and accounted for approximately 75% of all licensed ICF/MR beds. Proprietary ownership accounted for 5 or 35.7% of the beds. The remaining 20 beds were non-profit.

### Employees

Employees at ICF/MRs are depicted in Table XIX. In 2008 5,004 people were employed at ICF/MR facilities. Approximately 97% of the employees are full-time. Nursing service employees, including R.N.s, L.P.N.s, Aides, and Orderlies, accounted for 3,277 or 65.5% of the total number of employees.

### Beds

Table XX lists the 14 ICF/MR homes in alphabetical order, showing that all but 77 of the 2,765 licensed ICF/MR beds are set up and staffed. County of location is also shown.

Licensed beds, occupancy rates and average daily census are shown by county in Table XXI. Occupancy rates are calculated on licensed beds, therefore occupancy rates calculated on beds set up and staffed would be higher.

The state ICF/MR occupancy was 93.2% and the average daily census was 2,609.5.

Table XXII gives a breakdown by county of the number of licensed ICF/MR beds and the type of accommodation available by number of beds set up and staffed. The county having the most ICF/MR beds was Jones, with 712 beds licensed, followed by Lafayette County with 491 beds, Rankin County with 415, Simpson with 323 beds, Harrison with 260, Madison with 152, Lincoln and Oktibbeha with 140, and Coahoma with 132 beds.

Table XXIII shows that there were 2,765 licensed ICF/MR beds in Mississippi. Semi-private rooms accounted for 1,660 or 61.8% of the beds set up and staffed; wards accounted for 955 or 35.5%; and private rooms accounted for 73 or 2.7%.

Table XXIV shows that 6 or 42.9% of all ICF/MR facilities had between 120 and 179 beds, 4 facilities had more than 240 beds, 2 or 14.3% had between 180 and 239, 1 had between 60-119 or 7.4% and 1 had fewer than 60 beds. A county listing of licensed beds by type is depicted in Table XXV.

## **Patient Characteristics**

Table XXVI shows that there were 2,926 patients served by the 14 ICF/MRs in Mississippi during 2008, for an average of 209 patients served per facility. There was a slight increase of patients reported served in 2008 than 2007. Approximately 56% of ICF/MR patients were under 45 years of age, 35% were aged 45 to 64, and 8.7% were aged 65 and older. Males made up 58.2% of the ICF/MR population.

Beginning and ending patient census by sex are shown in Table XXVII. On December 31, 2007, there were 2,643 patients in ICF/MRs, and on December 31, 2008, there were 2,622 patients in ICF/MRs.

Total patient days by classification are shown in Table XXVIII along with the ambulation status of ICF/MR patients. During 2008 ICF/MRs reported 955,073 patient days, a slight increase from 952,586 patient days reported in 2007. Approximately 79% ICF/MR patients were ambulant.

## **New Admissions**

Table XXIX indicates that 283 new patients were admitted in 2008, for an average of 20 new admissions per facility. New admissions increased by 13. Admissions from home or relatives home accounted for 153 or 54.8% of all new admissions, 23 or 8.1% were admitted from hospitals, 79 or 27.9% were admitted from other nursing homes. The remaining 26 admissions, 9.2%, were admitted from other places.

## **Source of Payments**

Table XXX reveals the fee sources for the 283 new admissions in 2008. Approximately 99.2% were Medicaid and Medicare admissions. The remaining 0.8% came from patients and/or relatives and other sources.

## **Discharges and Deaths**

Live discharges increased slightly from 2007's statistics while there was a slight increase in deaths. Total number of live discharges and deaths are shown in Table XXXI. ICF/MR live discharges accounted for 82.9%. The majority of live discharges, 48.4%, were to homes, 7.9% were discharged to hospitals, 33.7% were transferred to another nursing home, and 9.9% were discharged to other places.

Table XXXII displays total patient days, total admissions and total patients served by county for ICF/MRs.

## Psychiatric Residential Treatment Facilities

Total patient census on December 31, 2008 was 303. This represents a slight increase over 2007.

### Ownership

Table XXXIV shows that 57.1% of the 330 beds were proprietary, 28.6% were public and 14.3% were nonprofit.

### Employees

Employees at psychiatric residential treatment facilities are depicted in Table XXXV. In 2008 863 people were employed, of which 86.2% were full-time. Nursing service employees including R.N.s, L.P.N.s, Aides and Orderlies accounted for 532 or 61.6% of the total number of employees.

### Beds

Table XXXVI shows that all 330 licensed beds are set up and staffed.

Licensed beds, occupancy rates and average daily census are shown by county in Table XXXVII. The state psychiatric residential treatment facility occupancy rate was 90.8% and average daily census was 300.3.

Table XXXVIII gives a breakdown by county of the number of licensed psychiatric residential treatment facility beds and the type of accommodation available by number of beds set up and staffed.

Table XXXIX shows that there were 330 licensed psychiatric residential treatment facility beds in Mississippi. Semi-private rooms accounted for 134 or 40.6% of the beds set up and staffed, wards accounted for 143 or 43.3%, and 16.1% of the beds were private.

### Patient Characteristics

Table XL shows that there were 981 patients served by the 7 facilities. All but 49 patients were under 18.

Beginning and ending patient census by sex are shown in Table XLI. On December 31, 2007 there were 300 patients in psychiatric residential treatment facilities and on December 31, 2008 there were 303 patients.

Total patient days are shown in Table XLII along with ambulation status. There were 109,893 patient days reported in 2008 and all 303 patients were ambulant.

### New Admissions

Of the 681 new patients admitted during 2008, 31.3% were admitted from home, 53.6% were admitted from hospitals, and the remaining 15.1% were admitted from other places.

### **Source of Payments**

Table XLIV reveals that 669, 98.2%, new admissions during 2008 were admitted under Medicaid. The remaining 1.8% were admitted by relatives and other sources.

### **Discharges and Deaths**

Of the 669 discharges, 65.8% returned home, 18.4% transferred to other places, 12.7% were discharged to hospitals, 3.1% were transferred to another nursing home. No deaths were reported in 2008.

Table XLVI displays total patient days, total admissions and total patients served by county.

## Personal Care Homes

One hundred sixty-five personal care homes responded to the survey, which represents an increase of 3 over those responding in 2007. The following personal care homes opened during 2008.

County	Personal Care Home
Choctaw	Brooklyn Hall Personal Care Home
George	Sparrow Hills
Harrison	Greenbriar Personal Care Lemoyne Place Assisted Living
Itawamba	Daniel Assisted Living
Lamar	Provision Living at Hattiesburg
Monroe	Pressicare
Rankin	Villa South Wistoria Gardens
Sunflower	Shirley's Personal Care Home
Winston	BeeHive Homes of Louisville

Dunbar Village Assisted Living in Hancock County was relicensed in April 2008.

The following personal care homes changed names during 2008.

New Name	Old Name
Community Development Assisted Living	Community Residential Home
Fern Brooke Personal Care Home	Langford's Magnolia Personal Care Home
Montgomery Gardens Senior Living	Dogwood Plantation Starkville

The following ten personal care homes changed licensed bed capacity during the reporting period.

	2007 Beds	2008 Beds
Arnold's Personal Care Home	15	14
Bee Hive Homes of Newton	12	13
Cottonwood Manor	24	21
Countrywood Plantation Assisted Living	32	46
Magnolia Gardens Assisted Living of Laurel	40	44
Magnolia Place of New Albany	50	40
Oak Tree Plantation	49	51
Olive Grove Terrace	36	50
Pope's Personal Care Home	6	5
Southern Magnolia Estates	31	37
Summerland Manor	49	48

The following 15 personal care homes closed or did not respond to the survey.

County	Personal Care Home
Bolivar	Lawson Personal Care Home
George	Willie Banks Center
	Silvercrest Personal Care
Hinds	Campbell's Personal Care Home
	Eldercare Personal Care Home
	Hope Personal Care Home
	Strickland's Personal Care Home
Jackson	Camilia Personal Care Home
Lee	Homeplace of Nettleton
Lincoln	Serenity Personal Care Home
Madison	Willie Banks Center
Newton	Mimosa Homes
Rankin	O'McDougle's Love & Care
Scott	Magnolia Manor
Union	Green Oak Manor Personal Care

Cornerstone Personal Care Home in Bolivar County closed in March 2009.

Table I

Nursing Facility Bed Count, Patient Census, Patients Served,  
and New Admissions as of December 31, 2008

	2006	2007	2008
Counties with Nursing Facilities on December 31	81	81	81
Nursing Facilities on December 31:	199	203	201
Bed Count on December 31:	18,989	19,141	19,021
Patients on December 31:	17,035	17,026	16,981
Patients Served During the Year:	32,037	33,040	34,488
New Admissions During the Year:	15,181	16,020	17,664
Live Discharges During the Year:	11,053	12,125	13,491
Deaths During the Year:	3,949	3,889	4,016
Patient Days During the Year:	6,179,443	6,192,813	6,151,056

Appendix B has data for 1961-2005



Table II

Nursing Facility Ownership and Percentage Distribution  
by Number of Nursing Homes and Licensed Beds  
as of December 31, 2008

	Nursing Facilities	Percent	Licensed Beds	Percent
<b>Total</b>	<b>201</b>	<b>100.00</b>	<b>19,021</b>	<b>100.00</b>
Proprietary	134	66.67	12,878	67.70
Nonprofit	39	19.40	3,170	16.67
Public	27	13.43	2,913	15.31
Public Leased	1	0.50	60	0.32

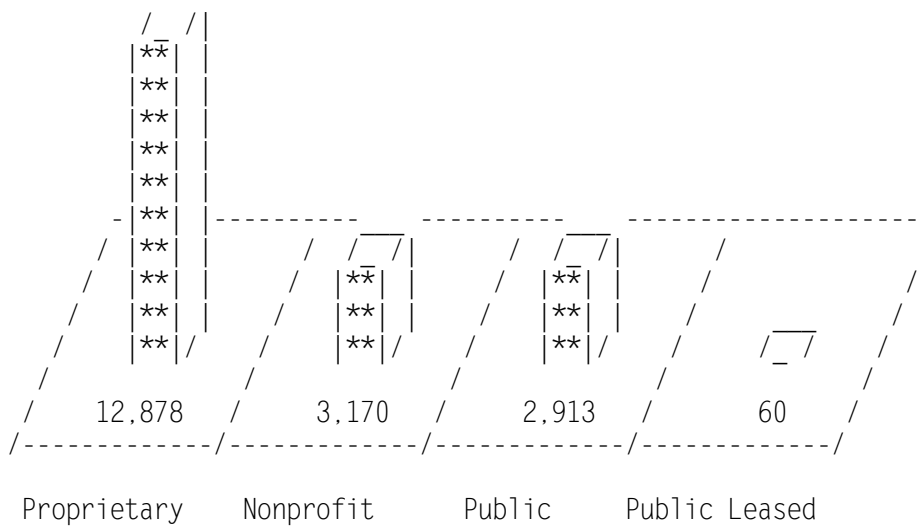
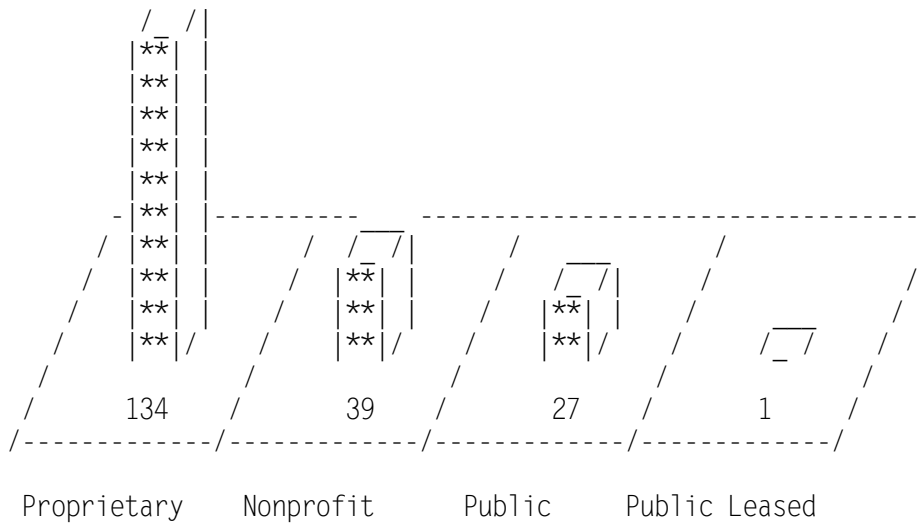


Table III

Nursing Facility Employees and Percentage Distribution  
By Title and Whether Full-Time or Part-Time as of December 31, 2008

	Total		Full-Time		Part-Time	
	Number	Percent	Number	Percent	Number	Percent
<b>Total</b>	<b>22,137</b>	<b>100.0</b>	<b>17,569</b>	<b>100.0</b>	<b>4,568</b>	<b>100.0</b>
Administrator	245	1.1	228	1.3	17	0.4
Clerical	667	3.0	576	3.3	91	2.0
R.N.	1,655	7.5	1,095	6.2	560	12.3
L.P.N.	3,890	17.6	2,977	16.9	913	20.0
Aide, Orderly	8,790	39.7	7,491	42.6	1,299	28.4
Maid, Housekeeper	1,409	6.4	1,191	6.8	218	4.8
Laundry Worker	690	3.1	553	3.1	137	3.0
Dietitian (ADA)	178	0.8	33	0.2	145	3.2
Food Service Supervisor	243	1.1	233	1.3	10	0.2
Cook, Other Food Worker	2,094	9.5	1,669	9.5	425	9.3
Physical Therapist	227	1.0	84	0.5	143	3.1
Pharmacist	204	0.9	8	0.0	196	4.3
Other	1,845	8.3	1,431	8.1	414	9.1

Table IV

Licensed Bed Capacity and Beds Set Up and Staffed  
for Nursing Facilities as of December 31, 2008

Nursing Facility	County	Licensed Beds	Beds Set Up and Staffed
<b>Total</b>		<b>19,021</b>	<b>18,889</b>
Adams County Nursing Center	Adams	105	105
The Arbor	Madison	60	60
Arnold Avenue Nursing Home	Washington	60	60
Attala County Nursing Center	Attala	120	120
Aurora Australis Lodge	Lowndes	120	120
Autumn Leaves Nursing Home	Washington	60	60
Azalea Gardens Nursing Center	Stone	149	123
Baldwyn Nursing Facility	Lee	107	107
Bedford Alzheimers Care Center	Forrest	20	20
Bedford Care Center Monroe Hall	Forrest	60	60
Bedford Care Center of Hattiesburg	Forrest	162	162
Bedford Care Center of Mendenhall	Simpson	60	60
Bedford Care Center of Newton	Newton	120	117
Bedford Care Center of Petal	Forrest	60	60
Belhaven Senior Care	Hinds	60	60
Beverly Living Center Carthage	Leake	99	99
Beverly Living Center Meridian	Lauderdale	120	120
Billdora Senior Care	Walshall	77	77
Biloxi Community Living Center	Harrison	240	240
Bolivar Medical Center Long Term Care	Bolivar	35	35
The Boyington	Harrison	180	180
Brandon Court	Rankin	100	100
Brandon Nursing & Rehab Center	Rankin	230	230
Briar Crest Extended Care	Benton	60	60
Briar Hill Rest Home	Rankin	60	60
Brookwood Manor Nursing Center	Greene	60	60
Bruce Community Living Center	Calhoun	35	35
Calhoun Health Services Nursing Home	Calhoun	120	120
Camellia Estates	Pike	30	30
Care Center of Aberdeen	Monroe	120	120
Care Center of Clinton	Hinds	121	121
Care Center of Laurel	Jones	130	130
Carrington Nursing Center	Oktober	60	60
Cedars Health Center	Lee	140	140
Chadwick Nursing & Rehab Center	Hinds	102	100
Choctaw County Nursing Center	Choctaw	73	60
Choctaw Residential Center	Neshoba	120	120
Claiborne County Senior Care	Claiborne	77	77
Clarksdale Nursing Center	Coahoma	112	112
Cleveland Nursing & Rehab Center	Bolivar	120	119
ComfortCare Nursing Home	Jones	126	126

Table IV Continued

Licensed Bed Capacity and Beds Set Up and Staffed  
for Nursing Facilities as of December 31, 2008

Nursing Facility	County	Licensed Beds	Beds Set Up and Staffed
Community Place	Hinds	60	60
Comperes Nursing Home	Hinds	60	60
Copiah Living Center	Copiah	60	60
Cornerstone Health & Rehab	Alcorn	95	95
Cottage Grove Nursing Home	Hinds	120	120
Countrybrook Living Center	Lincoln	121	119
Courtyards	Itawamba	66	66
Covenant Health & Rehab Picayune	Pearl River	120	120
Covenant Health & Rehab Vicksburg	Warren	120	120
Covington County Nursing Center	Covington	60	60
Crown Health & Rehab Natchez	Adams	58	58
Crystal Health & Rehab of Greenwood	Leflore	110	110
DeSoto Healthcare Center	DeSoto	120	120
Dixie White House Nursing Home	Harrison	60	60
Driftwood Nursing Center	Harrison	151	151
Dugan Memorial Home	Clay	60	60
Dunbar Village	Hancock	60	60
Floy Dyer Manor	Chickasaw	66	66
Forest Hill Nursing Center	Hinds	87	87
GlenOaks Nursing Center	George	60	60
Glenburney Nursing Home	Adams	96	96
Golden Age Nursing Home	Leflore	180	180
Goldenliving Center Amory	Monroe	152	152
Goldenliving Center Batesville	Panola	130	130
Goldenliving Center Brook Manor	Lincoln	58	58
Goldenliving Center Eason	Lee	120	120
Goldenliving Center Eupora	Webster	119	119
Goldenliving Center Ripley	Tippah	140	140
Goldenliving of Southaven	DeSoto	140	140
Goldenliving Center Tylertown	Walthall	60	60
Grace Health & Rehab Grenada	Grenada	137	137
Graceland Care Center New Albany	Union	120	120
Graceland Care Center of Oxford	Lafayette	180	180
Graceland Care Center of Pontotoc	Pontotoc	60	60
Greenbough Nursing Center	Coahoma	66	61
Greenbriar Nursing Center	Harrison	60	60
Greene Rural Health Center	Greene	60	60
Grenada Living Center	Grenada	120	120
The Grove	Marion	80	80
Hattiesburg Convalescent Center	Forrest	184	176
Haven Hall Healthcare Center	Lincoln	81	81
Heritage House Nursing Center	Warren	60	60
Heritage Manor Rolling Fork	Sharkey	54	54

Table IV Continued

Licensed Bed Capacity and Beds Set Up and Staffed  
for Nursing Facilities as of December 31, 2008

Nursing Facility	County	Licensed Beds	Beds Set Up and Staffed
Highland Home	Madison	120	120
Hillcrest Nursing Center	Simpson	120	120
Hilltop Mississippi Healthcare	Neshoba	60	60
Hinds County Nursing & Rehab Center	Hinds	119	119
Holmes County Long Term Care Center	Holmes	80	80
Humphreys County Nursing Center	Humphreys	60	60
J G Alexander Nursing Center	Newton	60	60
JNursing Home Adams Inn	Rankin	133	86
JNursing Home Jaquith Inn	Rankin	87	81
JNursing Home Jefferson Inn	Rankin	86	82
JNursing Home Madison Inn	Rankin	85	80
JNursing Home Monroe Inn	Rankin	88	88
Jasper County Nursing Home	Jasper	110	110
Jefferson County Nursing Home	Jefferson	60	59
Jefferson Davis Community Hospital	Jeff Davis	60	60
Jones County Rest Home	Jones	122	118
Joy Health & Rehab Cleveland	Bolivar	75	75
Lackey Convalescent Home	Scott	20	20
Lakeland Nursing & Rehab	Hinds	105	105
Lakeside Living Center	Clarke	120	120
Lakeview Nursing Center	Harrison	105	105
The Landmark Nursing & Rehab	Prentiss	80	80
Landmark of DeSoto	DeSoto	60	60
Laurelwood Community Living Center	Jones	60	60
Lawrence County Nursing Center	Lawrence	60	60
Leake Memorial Extended Care Facility	Leake	44	44
Legacy Manor Nursing & Rehab	Washington	60	60
Lexington Manor Senior Care	Holmes	68	68
Liberty Community Living Center	Amite	80	80
Liberty Health & Rehab of Indianola	Sunflower	75	75
Longwood Community Living Center	Prentiss	64	64
Louisville Healthcare	Winston	60	60
The Meadows of Fulton	Itawamba	130	130
Mississippi Care Center of Alcorn County	Alcorn	125	125
Mississippi Care Center of DeKalb	Kemper	60	60
Mississippi Care Center of Greenville	Washington	116	116
Mississippi Care Center of Morton	Scott	120	120
Mississippi State Veterans Home Collins	Covington	150	150
Mississippi State Veterans Home Jackson	Hinds	150	150
Mississippi State Veterans Home Kosciusko	Attala	150	150
Mississippi State Veterans Home Oxford	Lafayette	150	150
Madison County Nursing Home	Madison	95	95
Magnolia Senior Care	Hinds	60	60

Table IV Continued

Licensed Bed Capacity and Beds Set Up and Staffed  
for Nursing Facilities as of December 31, 2008

Nursing Facility	County	Licensed Beds	Beds Set Up and Staffed
Manhattan Nursing & Rehab Center	Hinds	180	180
Martha Coker Home	Yazoo	41	30
McComb Extended Care	Pike	145	145
McComb Nursing Rehab Center	Pike	140	140
Meadville Convalescent Home	Franklin	60	60
Meridian Community Living Center	Lauderdale	58	58
Methodist Specialty Care Center	Rankin	60	60
The Myrtles Nursing Center	Marion	98	98
Neshoba County Nursing Home	Neshoba	148	148
The Nichols Center	Madison	60	60
Noxubee County Nursing Home	Noxubee	60	60
Oak Grove Retirement Home	Bolivar	60	60
The Oaks Rehab & Health Care	Lauderdale	82	80
Oasis Health & Rehab of Yazoo	Yazoo	180	180
Ocean Springs Nursing Center	Jackson	115	115
Oxford Health & Rehab Center	Lamar	120	120
Pearl River County Nursing Home	Pearl River	126	126
Perry County Nursing Center	Perry	60	60
Pine Crest Guest Home	Copiah	120	120
Pine View Health Care Center	Wayne	90	90
Plaza Community Living Center	Jackson	120	120
Pleasant Hills Community Living Center	Hinds	120	120
Pontotoc Nursing Home	Pontotoc	44	44
Poplar Springs Nursing Center	Lauderdale	130	130
Queen City Nursing Center	Lauderdale	84	84
Quitman County Nursing Home	Quitman	60	60
Reginald P White Nursing Facility	Lauderdale	226	240
Rest Haven Nursing Home	Tippah	60	60
River Chase Village	Jackson	60	60
River Place Nursing Center	Monroe	60	60
Riverview Nursing & Rehab Center	Leflore	120	120
Rolling Acres Retirement Center	Smith	121	121
Ruleville Nursing & Rehab Center	Sunflower	109	109
Sardis Community Nursing Home	Panola	60	60
Senatobia Convalescent Center	Tate	120	120
Shady Lawn Nursing Center	Warren	100	100
Shearer Richardson Memorial Nursing Home	Chickasaw	73	73
Shelby Nurisng & Rehab Center	Bolivar	60	60
Silver Cross Home	Lincoln	60	60
Singing River Rehab & Nursing	Jackson	160	160
Song Health & Rehab of Columbia	Marion	119	119
St Catherine's Village Siena Center	Madison	120	120
Starkville Manor	Oktibbeha	119	119

Table IV Continued

Licensed Bed Capacity and Beds Set Up and Staffed  
for Nursing Facilities as of December 31, 2008

Nursing Facility	County	Licensed Beds	Beds Set Up and Staffed
Stone County Nursing & Rehab Center	Stone	59	59
Sunplex Subacute Center	Jackson	73	73
Sunshine Health Care	Pontotoc	60	60
Tallahatchie General Hospital	Tallahatchie	68	68
Tippah County Nursing Home	Tippah	40	40
Tishomingo Community Living Center	Tishomingo	73	73
Tishomingo Manor	Tishomingo	105	105
Trinity Healthcare Center	Lowndes	60	60
Trinity Mission Health & Rehab Clinton	Hinds	145	145
Trinity Mission Health & Rehab Great Oaks	Marshall	60	60
Trinity Mission Health & Rehab Holly Springs	Marshall	120	120
Tunica Nursing Home	Tunica	60	60
Tupelo Nursing & Rehab Center	Lee	120	120
Union County Health & Rehab	Union	60	60
Vaiden Community Living Center	Carroll	60	60
Vicksburg Convalescent Home	Warren	100	95
Vineyard Court Nursing Center	Lowndes	60	60
Walter B Crook Nursing Facility	Sunflower	60	60
Washington Care Center	Washington	60	60
Webster Health Services	Webster	36	35
West Point Community Living Center	Clay	120	120
Whitfield Nursing Home	Alcorn	44	44
Wilkinson County Senior Care	Wilkinson	105	105
Willow Creek Retirement Center	Hinds	88	88
Windham House of Hattiesburg	Lamar	60	60
Windsor Place Nursing & Rehab	Lowndes	140	140
Winona Manor	Montgomery	120	120
Winston County Nursing Home	Winston	120	120
Wisteria Gardens	Rankin	52	52
Woodland Village Nursing Center	Hancock	132	132
Yalobusha County Nursing Home	Yalobusha	120	120

Table V  
2008 Nursing Facility Licensed Beds, Occupancy Rates  
and Average Daily Census

Facility	Licensed Beds	Occupancy Rate	Average Daily Census
<b>Total</b>	<b>19,021</b>	<b>88.36</b>	<b>16,791.09</b>
Adams County	259	89.84	233.74
Adams County Nursing Center	105	87.51	91.88
Crown Health & Rehab Natchez	58	86.51	50.18
Glenburney Nursing Home	96	95.50	91.68
Alcorn County	264	89.69	234.42
Cornerstone Health & Rehab	95	92.94	88.30
Mississippi Care Center of Alcorn County	125	84.72	105.90
Whitfield Nursing Home	44	91.41	40.22
Amite County			
Liberty Community Living Center	80	97.30	77.84
Attala County	270	86.79	234.63
Attala County Nursing Center	120	85.82	102.99
Mississippi State Veterans Home Kosciusko	150	87.76	131.64
Benton County			
Briar Crest Extended Care	60	88.77	53.26
Bolivar County	350	88.39	304.95
Bolivar Medical Center LTC	35	98.45	34.46
Cleveland Nursing & Rehab Center	120	87.60	105.11
Joy Health & Rehab Cleveland	75	78.81	59.11
Oak Grove Retirement Home	60	91.69	55.02
Shelby Nurisng & Rehab Center	60	85.42	51.25
Calhoun County	155	95.64	145.91
Bruce Community Living Center	35	98.40	34.44
Calhoun Health Services Nursing Home	120	92.89	111.47
Carroll County			
Vaiden Community Living Center	60	96.29	57.77
Chickasaw County	139	92.00	127.40
Floy Dyer Manor	66	98.94	65.30
Shearer Richardson Memorial Nursing Home	73	85.06	62.10
Choctaw County			
Choctaw County Nursing Center	73	79.66	58.15



Table V Continued

2008 Nursing Facility Licensed Beds, Occupancy Rates  
and Average Daily Census

Facility	Licensed Beds	Occupancy Rate	Average Daily Census
Claiborne County Claiborne County Senior Care	77	87.00	66.99
Clarke County Lakeside Living Center	120	98.76	118.52
Clay County Dugan Memorial Home West Point Community Living Center	180 60 120	87.19 95.92 78.46	151.71 57.55 94.16
Coahoma County Clarksdale Nursing Center Greenbough Nursing Center	178 112 66	84.34 83.43 85.26	149.72 93.45 56.27
Copiah County Copiah Living Center Pine Crest Guest Home	180 60 120	89.00 94.67 83.32	156.78 56.80 99.98
Covington County Covington County Nursing Center Mississippi State Veterans Home Collins	210 60 150	91.79 86.89 96.69	197.17 52.13 145.04
DeSoto County DeSoto Healthcare Center Landmark of DeSoto Golden Living of Southaven	320 120 60 140	93.31 91.40 91.47 97.06	300.45 109.69 54.88 135.88
Forrest County Bedford Alzheimers Care Center Bedford Care Center of Hattiesburg Bedford Care Center Monroe Hall Bedford Care Center of Petal Hattiesburg Convalescent Center	486 20 162 60 60 184	93.07 87.88 91.93 97.94 95.77 91.83	451.69 17.58 148.93 58.76 57.46 168.96
Franklin County Meadville Convalescent Home	60	97.81	58.68
George County GlenOaks Nursing Center	60	93.97	56.38

Table V Continued

2008 Nursing Facility Licensed Beds, Occupancy Rates  
and Average Daily Census

Facility	Licensed Beds	Occupancy Rate	Average Daily Census
Greene County	120	74.38	87.45
Brookwood Manor Nursing Center	60	65.57	37.54
Greene Rural Health Center	60	83.18	49.91
Grenada County	257	80.53	205.88
Grace Health & Rehab Grenada	137	74.09	101.51
Grenada Living Center	120	86.97	104.37
Hancock County	192	86.38	163.48
Dunbar Village	60	89.69	53.81
Woodland Village Nursing Center	132	83.08	109.67
Harrison County	796	80.78	617.51
Biloxi Community Living Center	240	63.61	152.66
The Boyington	180	74.53	134.16
Dixie White House Nursing Home	60	91.59	54.95
Driftwood Nursing Center	151	88.79	134.07
Greenbriar Nursing Center	60	72.92	43.75
Lakeview Nursing Center	105	93.26	97.92
Hinds County	1,577	91.07	1,429.07
Belhaven Senior Care	60	93.88	56.33
Care Center of Clinton	121	93.26	112.85
Chadwick Nursing & Rehab Center	102	94.85	96.75
Community Place	60	94.50	56.70
Comperes Nursing Home	60	94.85	56.91
Cottage Grove Nursing Home	120	74.61	89.54
Forest Hill Nursing Center	87	88.25	76.78
Hinds County Nursing & Rehab Center	119	72.74	86.57
Lakeland Nursing & Rehab	105	94.53	99.25
Magnolia Senior Care	60	94.72	56.83
Manhattan Nursing & Rehab Center	180	94.76	170.57
Mississippi State Veterans Home Jackson	150	88.17	132.25
Pleasant Hills Community Living Center	120	95.28	114.34
Trinity Mission Health & Rehab Clinton	145	95.98	139.17
Willow Creek Retirement Center	88	95.72	84.23
Holmes County	148	184.92	136.62
Holmes County Long Term Care Center	80	90.57	72.46
Lexington Manor Senior Care	68	94.35	64.16

Table V Continued

2008 Nursing Facility Licensed Beds, Occupancy Rates  
and Average Daily Census

Facility	Licensed Beds	Occupancy Rate	Average Daily Census
Humphreys County Humphreys County Nursing Center	60	91.05	54.63
Itawamba County Courtyards	196 66	189.68 94.32	186.22 62.25
The Meadows of Fulton	130	95.36	123.97
Jackson County Ocean Springs Nursing Center	528 115	422.50 90.97	429.90 104.61
Plaza Community Living Center	120	92.88	111.46
River Chase Village	60	87.80	52.68
Singing River Rehab & Nursing	160	58.65	93.84
Sunplex Subacute Center	73	92.20	67.31
Jasper County Jasper County Nursing Home	110	98.01	107.82
Jefferson County Jefferson County Nursing Home	60	89.76	53.86
Jeff Davis County Jefferson Davis Community Hospital	60	98.62	51.17
Jones County Care Center of Laurel	438 130	86.18 80.28	377.77 104.37
ComfortCare Nursing Home	126	97.97	123.44
Jones County Rest Home	122	80.74	98.51
Laurelwood Community Living Center	60	85.74	51.45
Kemper County Mississippi Care Center of DeKalb	60	97.60	58.56
Lafayette County Graceland Care Center of Oxford	330 180	88.74 86.02	292.04 154.84
Mississippi State Veterans Home Oxford	150	91.46	137.20
Lamar County Oxford Health & Rehab Center	180 120	78.48 68.81	135.46 82.57
Windham House of Hattiesburg	60	88.16	52.89

Table V Continued

2008 Nursing Facility Licensed Beds, Occupancy Rates  
and Average Daily Census

Facility	Licensed Beds	Occupancy Rate	Average Daily Census
Lauderdale County	700	90.13	613.16
Beverly Living Center Meridian	120	95.35	114.42
Meridian Community Living Center	58	99.73	57.84
The Oaks Rehab & Health Care	82	87.31	71.60
Poplar Springs Nursing Center	130	82.12	106.76
Queen City Nursing Center	84	95.64	80.34
Reginald P White Nursing Facility	226	80.62	182.20
Lawrence County			
Lawrence County Nursing Center	60	94.29	56.57
Leake County	143	98.79	141.01
Beverly Living Center Carthage	99	98.33	97.34
Leake Memorial ECF	44	99.25	43.67
Lee County	487	95.76	466.97
Baldwyn Nursing Facility	107	93.92	100.49
Cedars Health Center	140	97.55	136.58
Goldenliving Center Eason	120	94.52	113.42
Tupelo Nursing & Rehab Center	120	97.07	116.48
Leflore County	410	66.88	293.25
Crystal Health & Rehab of Greenwood	110	60.94	67.04
Golden Age Nursing Home	180	97.62	175.72
Riverview Nursing & Rehab Center	120	42.07	50.49
Lincoln County	320	93.88	295.34
Countrybrook Living Center	121	85.50	103.45
Goldenliving Center Brook Manor	58	98.59	57.18
Haven Hall Healthcare Center	81	94.51	76.55
Silver Cross Home	60	96.93	58.16
Lowndes County	380	91.01	349.91
Aurora Australis Lodge	120	90.90	109.08
Trinity Healthcare Center	60	93.32	55.99
Vineyard Court Nursing Center	60	83.63	50.18
Windsor Place Nursing & Rehab	140	96.18	134.66

Table V Continued

2008 Nursing Facility Licensed Beds, Occupancy Rates  
and Average Daily Census

Facility	Licensed Beds	Occupancy Rate	Average Daily Census
Madison County	455	94.49	431.10
The Arbor	60	88.19	52.91
Highland Home	120	95.04	114.05
Madison County Nursing Home	95	98.93	93.99
The Nichols Center	60	96.95	58.17
St Catherine's Village Siena Center	120	93.32	111.98
Marion County	297	86.78	253.96
The Grove	80	95.89	76.71
The Myrtles Nursing Center	98	87.77	86.02
Song Health & Rehab of Columbia	119	76.67	91.23
Marshall County	180	94.31	281.82
Trinity Mission Health & Rehab Great Oaks	60	96.16	57.69
Trinity Mission Health & Rehab Holly Springs	120	92.46	110.96
Monroe County	332	88.52	292.24
Care Center of Aberdeen	120	77.20	92.64
Goldenliving Center Amory	152	94.11	143.04
River Place Nursing Center	60	94.26	56.56
Montgomery County			
Winona Manor	120	94.31	113.17
Neshoba County	328	96.88	320.03
Choctaw Residential Center	120	96.07	115.28
Hilltop Mississippi Healthcare	60	94.58	56.75
Neshoba County Nursing Home	148	100.00	148.00
Newton County	180	93.42	165.87
Bedford Care Center of Newton	120	89.62	107.54
J G Alexander Nursing Center	60	97.22	58.33
Noxubee County			
Noxubee County Nursing Home	60	95.96	57.58
Oktribbeha County	179	93.21	167.14
Carrington Nursing Center	60	92.70	55.62
Starkville Manor	119	93.72	111.52

Table V Continued

2008 Nursing Facility Licensed Beds, Occupancy Rates  
and Average Daily Census

Facility	Licensed Beds	Occupancy Rate	Average Daily Census
Panola County	190	90.32	174.25
Goldenliving Center Batesville	130	94.09	122.32
Sardis Community Nursing Home	60	86.55	51.93
Pearl River County	246	82.06	201.90
Covenant Health & Rehab Picayune	120	81.56	97.87
Pearl River County Nursing Home	126	82.57	104.03
Perry County			
Perry County Nursing Center	60	89.81	53.89
Pike County	315	90.85	292.96
Camellia Estates	30	84.84	25.45
McComb Extended Care	145	94.42	136.91
McComb Nursing Rehab Center	140	93.28	130.60
Pontotoc County	164	97.80	160.17
Graceland Care Center of Pontotoc	60	97.70	58.62
Pontotoc Nursing Home	44	99.19	43.64
Sunshine Health Care	60	96.52	57.91
Prentiss County	144	96.10	138.43
The Landmark Nursing & Rehab	80	96.40	77.12
Longwood Community Living Center	64	95.79	61.31
Quitman County			
Quitman County Nursing Home	60	95.61	57.37
Rankin County	981	84.30	828.49
Brandon Court	100	90.78	90.78
Brandon Nursing & Rehab Center	230	97.51	224.28
Briar Hill Rest Home	60	95.82	57.49
Jaquith Nursing Home Adams Inn	133	40.88	54.38
Jaquith Nursing Home Jaquith Inn	87	93.51	81.36
Jaquith Nursing Home Jefferson Inn	86	90.79	78.08
Jaquith Nursing Home Madison Inn	85	90.77	77.16
Jaquith Nursing Home Monroe Inn	88	85.94	75.62
Methodist Specialty Care Center	60	96.29	57.77
Wisteria Gardens	52	60.71	31.57

Table V Continued

2008 Nursing Facility Licensed Beds, Occupancy Rates  
and Average Daily Census

Facility	Licensed Beds	Occupancy Rate	Average Daily Census
Scott County	140	97.24	136.54
Lackey Convalescent Home	20	96.84	19.37
Mississippi Care Center of Morton	120	97.64	117.17
Sharkey County			
Heritage Manor Rolling Fork	54	93.45	50.46
Simpson County	180	94.02	169.81
Bedford Care Center of Mendenhall	60	93.07	55.84
Hillcrest Nursing Center	120	94.97	113.97
Smith County			
Rolling Acres Retirement Center	121	81.16	98.20
Stone County	208	54.52	109.83
Azalea Gardens Nursing Center	149	50.55	75.32
Stone County Nursing & Rehab Center	59	58.49	34.51
Sunflower County	244	91.15	224.73
Liberty Health & Rehab of Indiana	75	77.13	57.85
Ruleville Nursing & Rehab Center	109	98.89	107.79
Walter B Crook Nursing Facility	60	98.48	59.09
Tallahatchie			
Tallahatchie General Hosp ECF	68	95.84	65.17
Tate County			
Senatobia Convalescent Center	120	95.73	114.87
Tippah County	240	93.47	223.11
Goldenliving Center Ripley	140	93.11	130.36
Rest Haven Nursing Home	60	89.14	53.49
Tippah County Nursing Home	40	98.16	39.26
Tishomingo County	178	93.37	164.78
Tishomingo Community Living Center	73	97.76	71.36
Tishomingo Manor	105	88.97	93.42
Tunica County			
Tunica Nursing Home	60	97.65	58.59

Table V Continued

2008 Nursing Facility Licensed Beds, Occupancy Rates  
and Average Daily Census

Facility	Licensed Beds	Occupancy Rate	Average Daily Census
Union County	180	93.94	168.35
Graceland Care Center New Albany	120	92.69	111.23
Union County Health & Rehab	60	95.20	57.12
Walthall County	137	86.45	116.51
Billdora Senior Care	77	75.12	57.84
Goldenliving Center Tylertown	60	97.78	58.67
Warren County	380	84.62	319.43
Covenant Health & Rehab Vicksburg	120	83.58	100.30
Heritage House Nursing Center	60	89.49	53.70
Shady Lawn Nursing Center	100	80.11	80.11
Vicksburg Convalescent Home	100	85.32	85.32
Washington County	356	83.20	302.91
Arnold Avenue Nursing Home	60	61.42	36.86
Autumn Leaves Nursing Home	60	75.40	45.24
Legacy Manor Nursing & Rehab	60	90.75	54.45
Mississippi Care Center of Greenville	116	95.16	110.39
Washington Care Center	60	93.28	55.97
Wayne County			
Pine View Health Care Center	90	92.95	83.65
Webster County	155	92.18	140.62
Goldenliving Center Eupora	119	89.46	106.46
Webster Health Services	36	94.89	34.16
Wilkinson County			
Wilkinson County Senior Care	105	88.74	93.17
Winston County	180	90.84	161.66
Louisville Healthcare	60	93.92	56.36
Winston County Nursing Home	120	87.75	105.30
Yalobusha County			
Yalobusha County Nursing Home	120	91.29	109.54
Yazoo County	221	49.50	162.15
Martha Coker Home	41	11.54	4.73
Oasis Health & Rehab of Yazoo City	180	87.45	157.42



Table VI

Nursing Facility Bed Count by County and Type of Accommodation  
as of December 31, 2008

County	Total Licensed Beds	Beds Set Up And Staffed	Private	Semi-Private	Ward
<b>Total</b>	<b>19,021</b>	<b>18,889</b>	<b>3,036</b>	<b>14,784</b>	<b>1,069</b>
Adams	259	259	15	236	8
Alcorn	264	264	36	228	0
Amite	80	80	0	80	0
Attala	270	270	16	242	12
Benton	60	60	4	56	0
Bolivar	350	349	49	246	54
Calhoun	155	155	31	124	0
Carroll	60	60	8	52	0
Chickasaw	139	139	75	64	0
Choctaw	73	60	36	24	0
Claiborne	77	77	3	74	0
Clarke	120	120	6	114	0
Clay	180	180	28	152	0
Coahoma	178	173	7	166	0
Copiah	180	180	22	158	0
Covington	210	210	16	182	12
DeSoto	320	320	42	278	0
Forrest	486	478	61	414	3
Franklin	60	60	12	48	0
George	60	60	4	56	0
Greene	120	120	42	78	0
Grenada	257	257	11	186	60
Hancock	192	192	35	154	3
Harrison	796	796	63	598	135
Hinds	1,577	1,575	175	1,238	162
Holmes	148	148	8	140	0
Humphreys	60	60	2	58	0
Itawamba	196	196	22	174	0
Jackson	528	528	72	432	24
Jasper	110	110	58	46	6
Jefferson	60	59	9	50	0
Jeff Davis	60	60	28	32	0
Jones	438	434	16	402	16
Kemper	60	60	4	56	0
Lafayette	330	330	28	290	12
Lamar	180	180	30	150	0
Lauderdale	700	712	70	634	8
Lawrence	60	60	10	50	0
Leake	143	143	43	100	0
Lee	487	487	172	276	39

Table VI Continued

Nursing Facility Bed Count by County and Type of Accommodation  
as of December 31, 2008

County	Total Licensed Beds	Beds Set Up And Staffed	Private	Semi-Private	Ward
Leflore	410	410	74	336	0
Lincoln	320	318	22	296	0
Lowndes	380	380	50	306	24
Madison	455	455	181	274	0
Marion	297	297	51	228	18
Marshall	180	180	10	170	0
Monroe	332	332	13	310	9
Montgomery	120	120	40	80	0
Neshoba	328	328	132	196	0
Newton	180	177	11	166	0
Noxubee	60	60	4	56	0
Oktibbeha	179	179	9	170	0
Panola	190	190	49	102	39
Pearl River	246	246	52	194	0
Perry	60	60	8	52	0
Pike	315	315	51	264	0
Pontotoc	164	164	46	118	0
Prentiss	144	144	3	138	3
Quitman	60	60	2	58	0
Rankin	981	919	205	394	320
Scott	140	140	13	124	3
Sharkey	54	54	4	50	0
Simpson	180	180	6	174	0
Smith	121	121	7	114	0
Stone	208	182	14	168	0
Sunflower	244	244	68	176	0
Tallahatchie	68	68	64	4	0
Tate	120	120	6	114	0
Tippah	240	240	38	202	0
Tishomingo	178	178	91	78	9
Tunica	60	60	2	58	0
Union	180	180	6	170	4
Walthall	137	137	7	130	0
Warren	380	375	37	288	50
Washington	356	356	94	250	12
Wayne	90	90	4	86	0
Webster	155	154	44	110	0
Wilkinson	105	105	9	96	0
Winston	180	180	60	120	0
Yalobusha	120	120	42	78	0
Yazoo	221	210	38	148	24

Table VII

Nursing Facility Bed Count and Percentage Distribution  
by Type of Accommodation as of December 31, 2008

	Total	Percent
<b>Licensed Bed Capacity</b>	<b>19,021</b>	<b>100.0</b>
Total Beds Set Up	18,889	99.3
Private	3,036	16.1
Semi-private	14,784	78.3
Ward	1,069	5.6

Table VIII

Nursing Facilities by Bed Size  
as of December 31, 2008

	Total	Percent
<b>Total</b>	<b>201</b>	<b>100.0</b>
< 60	17	8.5
60 to 119	112	55.7
120 to 179	63	31.3
180 to 239	8	4.0
>= 240	1	0.5

Table IX

Nursing Facilities by Bed Size and County  
as of October 31, 2008

	Under 60	60 to 119	120 to 179	180 to 239	240 & Up	Total
<b>Total</b>	<b>17</b>	<b>112</b>	<b>63</b>	<b>8</b>	<b>1</b>	<b>201</b>
Adams	1	2	0	0	0	3
Alcorn	1	1	1	0	0	3
Amite	0	1	0	0	0	1
Attala	0	0	2	0	0	2
Benton	0	1	0	0	0	1
Bolivar	1	3	1	0	0	5
Calhoun	1	0	1	0	0	2
Carroll	0	1	0	0	0	1
Chickasaw	0	2	0	0	0	2
Choctaw	0	1	0	0	0	1
Claiborne	0	1	0	0	0	1
Clarke	0	0	1	0	0	1
Clay	0	1	1	0	0	2
Coahoma	0	2	0	0	0	2
Copiah	0	1	1	0	0	2
Covington	0	1	1	0	0	2
DeSoto	0	1	2	0	0	3
Forrest	1	2	1	1	0	5
Franklin	0	1	0	0	0	1
George	0	1	0	0	0	1
Greene	0	2	0	0	0	2
Grenada	0	0	2	0	0	2
Hancock	0	1	1	0	0	2
Harrison	0	3	1	1	1	6
Hinds	0	9	5	1	0	15
Holmes	0	2	0	0	0	2
Humphreys	0	1	0	0	0	1
Itawamba	0	1	1	0	0	2
Jackson	0	3	2	0	0	5
Jasper	0	1	0	0	0	1
Jefferson	0	1	0	0	0	1
Jeff Davis	0	1	0	0	0	1
Jones	0	1	3	0	0	4
Kemper	0	1	0	0	0	1
Lafayette	0	0	1	1	0	2
Lamar	0	1	1	0	0	2
Lauderdale	1	2	2	1	0	6
Lawrence	0	1	0	0	0	1
Leake	1	1	0	0	0	2
Lee	0	1	3	0	0	4
Leflore	0	1	1	1	0	3
Lincoln	1	2	1	0	0	4

Table IX Continued

Nursing Facilities by Bed Size and County  
as of October 31, 2008

	Under 60	60 to 119	120 to 179	180 to 239	240 & Up	Total
Lowndes	0	2	2	0	0	4
Madison	0	3	2	0	0	5
Marion	0	3	0	0	0	3
Marshall	0	1	1	0	0	2
Monroe	0	1	2	0	0	3
Montgomery	0	0	1	0	0	1
Neshoba	0	1	2	0	0	3
Newton	0	1	1	0	0	2
Noxubee	0	1	0	0	0	1
Oktibbeha	0	2	0	0	0	2
Panola	0	1	1	0	0	2
Pearl River	0	0	2	0	0	2
Perry	0	1	0	0	0	1
Pike	1	0	2	0	0	3
Pontotoc	1	2	0	0	0	3
Prentiss	0	2	0	0	0	2
Quitman	0	1	0	0	0	1
Rankin	1	7	1	1	0	10
Scott	1	0	1	0	0	2
Sharkey	1	0	0	0	0	1
Simpson	0	1	1	0	0	2
Smith	0	0	1	0	0	1
Stone	1	0	1	0	0	2
Sunflower	0	3	0	0	0	3
Tallahatchie	0	1	0	0	0	1
Tate	0	0	1	0	0	1
Tippah	1	1	1	0	0	3
Tishomingo	0	2	0	0	0	2
Tunica	0	1	0	0	0	1
Union	0	1	1	0	0	2
Walthall	0	2	0	0	0	2
Warren	0	3	1	0	0	4
Washington	0	5	0	0	0	5
Wayne	0	1	0	0	0	1
Webster	1	1	0	0	0	2
Wilkinson	0	1	0	0	0	1
Winston	0	1	1	0	0	2
Yalobusha	0	0	1	0	0	1
Yazoo	1	0	0	1	0	2

Table X

Patients Served During 2008  
in Nursing Facilities by Age Group and Sex

Age	Total	Percent
<b>Total</b>	<b>34,488</b>	<b>100.0</b>
<18	4	0.0
18-44	595	1.7
45-64	4,258	12.3
65-74	6,470	18.8
75-84	11,682	33.9
>=85	11,479	33.3
-----		
Sex	34,488	100.0
Male	11,617	33.7
Female	22,871	66.3

Table XI

## Number of Nursing Facility Patients by Sex in 2008

	Total	Male	Female
<b>Total Patients December 31, 2007</b>	<b>16,824</b>	<b>5,231</b>	<b>11,593</b>
New Admissions 2008	17,664	6,386	11,278
Live Discharges	13,491	4,850	8,641
Deaths	4,016	1,434	2,582
<b>Total Patients December 31, 2008</b>	<b>16,981</b>	<b>5,333</b>	<b>11,648</b>

Table XII

Ambulation Status of Patients in Nursing Facilities  
as of December 31, 2008 and Total Days of Patient Care

	Total	Percent
<b>Total Patients</b>	<b>16,951</b>	<b>100.0</b>
Ambulant Patients	6,937	40.9
Non-ambulant Patients	10,014	59.1
Total Patient Days	6,151,056	

Table XIII  
2008 Nursing Home Admissions

	Total	Percent
<b>Total</b>	<b>17,664</b>	<b>100.0</b>
Hospital	14,543	82.3
Another Nursing Home	1,105	6.3
Own or Relative's Home	1,650	9.3
Other	366	2.1

Table XIV  
2008 Nursing Home Admissions by Fee Source

	Total	Percent
<b>Total</b>	<b>17,664</b>	<b>100.0</b>
Medicare	12,515	70.9
Medicaid	2,974	16.8
Patients and/or Relatives	1,144	6.5
VA Sponsored	142	0.8
Welfare Only	19	0.1
Welfare and Other Sources	21	0.1
All Other Sources	849	4.8



Table XV

Destination of Patients Discharged  
from Nursing Homes During 2008

	Total	Percent
<b>Total</b>	<b>17,507</b>	<b>100.0</b>
Deaths	4,016	22.9
Live Discharges	13,491	77.1
Returned to Own or Relatives Home	5,986	44.4
Transferred to Hospital	5,916	43.9
Transferred to Another Nursing Home	1,245	9.2
All Others	344	2.5

Table XVI

## Selected Skilled Nursing Facility Data

	Patient Days	Total Admissions	Total Patients Served
<b>Total</b>	<b>6,151,056</b>	<b>17,664</b>	<b>34,488</b>
Adams	85,549	320	561
Alcorn	85,796	494	735
Amite	28,488	89	166
Attala	85,874	242	471
Benton	19,493	48	103
Bolivar	111,611	263	567
Calhoun	53,404	37	190
Carroll	21,145	24	83
Chickasaw	46,626	56	186
Choctaw	21,283	39	94
Claiborne	24,517	65	124
Clarke	43,377	53	173
Clay	55,527	130	280
Coahoma	54,797	136	290
Copiah	57,382	149	305
Covington	72,165	118	324
DeSoto	109,965	481	781
Forrest	165,317	471	924
Franklin	21,478	25	84
George	20,636	54	109
Greene	32,007	74	173
Grenada	75,351	152	359
Hancock	59,833	283	446
Harrison	226,013	1,211	1,797
Hinds	523,037	1,721	3,175
Holmes	50,001	87	213
Humphreys	19,994	37	95
Itawamba	68,157	354	534
Jackson	157,342	792	1,226
Jasper	39,461	39	148
Jefferson	19,711	35	93
Jeff Davis	21,658	34	94
Jones	138,261	269	661
Kemper	21,433	24	82
Lafayette	106,886	254	544
Lamar	49,581	441	575
Lauderdale	224,413	609	1,211
Lawrence	20,706	53	111
Leake	51,612	47	189
Lee	170,911	507	967
Leflore	107,329	190	520
Lincoln	108,095	303	588

Table XVI Continued

## Selected Skilled Nursing Facility Data

	Patient Days	Total Admissions	Total Patients Served
Lowndes	128,067	336	682
Madison	157,783	418	848
Marion	92,951	209	465
Marshall	61,726	265	439
Monroe	106,960	249	537
Montgomery	41,421	63	178
Neshoba	119,725	160	467
Newton	60,710	80	249
Noxubee	21,074	26	79
Oktibbeha	61,175	239	401
Panola	63,775	173	356
Pearl River	73,897	242	444
Perry	19,723	40	92
Pike	107,222	481	774
Pontotoc	58,626	102	260
Prentiss	50,664	105	241
Quitman	20,996	23	83
Rankin	303,226	931	1,736
Scott	49,974	71	206
Sharkey	18,470	21	72
Simpson	62,150	115	292
Smith	35,943	29	135
Stone	40,199	181	289
Sunflower	82,250	174	404
Tallahatchie	23,853	19	87
Tate	42,044	75	187
Tippah	81,658	229	452
Tishomingo	60,311	143	308
Tunica	21,445	24	80
Union	61,614	125	294
Walthall	42,642	86	208
Warren	116,908	487	819
Washington	110,863	325	624
Wayne	30,617	53	139
Webster	51,466	157	294
Wilkinson	34,102	78	165
Winston	59,165	106	271
Yalobusha	40,093	62	173
Yazoo	59,346	152	307

Table XVII

ICF/MR Bed Count, Patient Census, Patients Served,  
and New Admissions as of December 31, 2008

	2006	2007	2008
Counties with ICF/MRs on December 31	9	9	9
ICF/MRs on December 31:	13	14	14
Bed Count on December 31:	2,745	2,765	2,765
Patients on December 31:	2,622	2,643	2,622
Patients Served During the Year:	2,938	2,892	2,926
New Admissions During the Year:	255	270	283
Live Discharges During the Year:	276	203	252
Deaths During the Year:	40	46	52
Patient Days During the Year:	964,428	952,586	955,073

Appendix B has data for 1961-2005

Table XVIII

ICF/MR Ownership and Percentage Distribution  
by Number of Homes and Licensed Beds as of December 31, 2008

	ICF/MR		Licensed Beds	
	Number	Percent	Number	Percent
<b>Total</b>	<b>14</b>	<b>100.0</b>	<b>2,765</b>	<b>100.0</b>
Proprietary	5	35.7	699	24.2
Nonprofit	1	7.1	20	0.7
Public	8	57.1	2,076	75.1

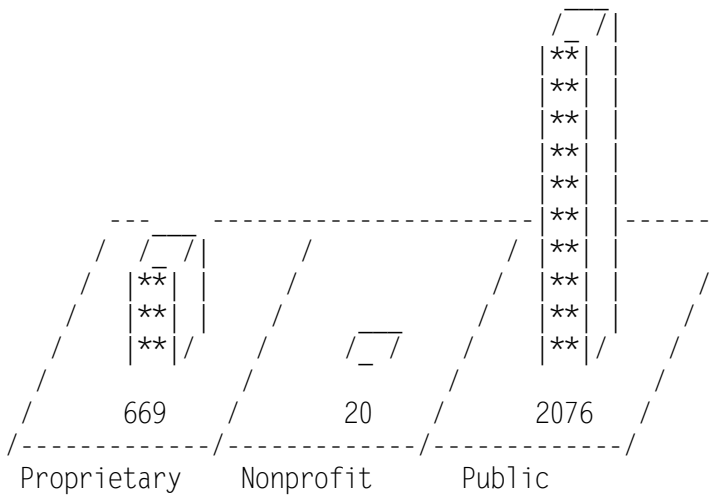
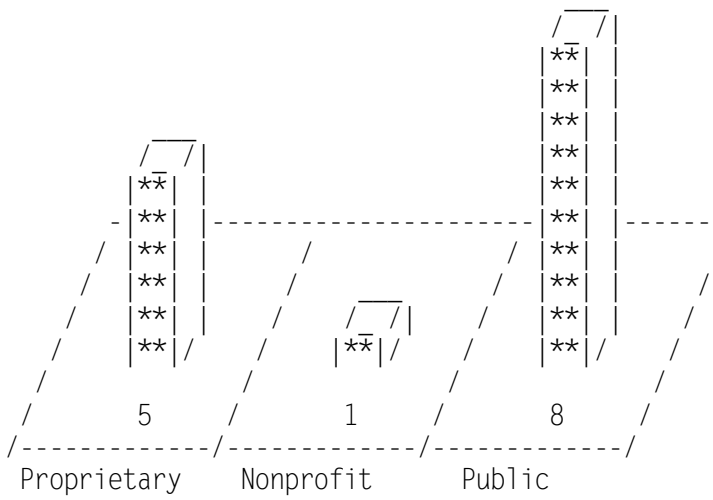


Table XIX

ICF/MR Employees and Percentage Distribution  
By Title and Whether Full-Time or Part-Time as of December 31, 2008

	Total		Full-Time		Part-Time	
	Number	Percent	Number	Percent	Number	Percent
<b>Total</b>	<b>5,004</b>	<b>100.0</b>	<b>4,831</b>	<b>100.0</b>	<b>173</b>	<b>100.0</b>
Administrator	104	2.1	103	2.1	1	0.6
Clerical	142	2.8	136	2.8	6	3.5
R.N.	117	2.3	107	2.2	10	5.8
L.P.N.	278	5.6	266	5.5	12	6.9
Aide, Orderly	2,882	57.6	2,817	58.3	65	37.6
Maid, Housekeeper	96	1.9	91	1.9	5	2.9
Laundry Worker	67	1.3	38	0.8	29	16.8
Dietitian (ADA)	21	0.4	15	0.3	6	3.5
Food Service Supervisor	18	0.4	18	0.4	0	0.0
Cook, Other Food Worker	172	3.4	160	3.3	12	6.9
Physical Therapist	16	0.3	5	0.1	11	6.4
Pharmacist	15	0.3	6	0.1	9	5.2
Other	1,076	21.5	1,069	22.1	7	4.0

Table XX

Licensed Bed Capacity and Beds Set Up and Staffed  
for ICF/MRs as of December 31, 2008

Facility	County	Licensed Beds	Beds Set Up and Staffed
<b>Total</b>		<b>2,765</b>	<b>2,688</b>
Canton Manor	Madison	132	132
Clover Circle ICF/MR	Jones	197	197
Delta Manor ICF/MR	Coahoma	132	132
Hillside ICF/MR	Jones	138	138
Hudspeth Regional Center	Rankin	415	415
Lincoln Residential Center	Lincoln	140	140
Millcreek	Simpson	125	125
P D Cotten ICF/MR	Jones	94	71
Pecan Grove ICF/MR	Jones	283	253
Rolling Hills Development Center	Oktibbeha	140	140
Son Valley	Madison	20	20
South Mississippi Regional Center	Harrison	260	240
W L Jaquith ICF/MR	Simpson	198	198
Woodlane ICF/MR	Lafayette	491	487

Table XXI

## 2008 ICF/MRs Licensed Beds, Occupancy Rates and Average Daily Census

Facility	Licensed Beds	Occupancy Rate	Average Daily Census
<b>Total</b>	<b>2,765</b>	<b>93.18</b>	<b>2,609.50</b>
Coahoma County Delta Manor ICF/MR	132	99.93	131.91
Harrison County South Mississippi Regional Center	260	78.77	204.80
Jones County Clover Circle ICF/MR	712	85.40	633.23
Hillside ICF/MR	197	97.75	192.57
P D Cotten ICF/MR	138	98.54	135.99
Pecan Grove ICF/MR	94	56.39	53.01
	283	88.93	251.66
Lafayette County Woodlane ICF/MR	491	99.27	487.43
Lincoln County Lincoln Residential Center	140	99.73	139.62
Madison County Canton Manor	152	95.02	149.79
Son Valley	132	99.80	131.74
	20	90.23	18.05
Oktribbeha County Rolling Hills Development Center	140	99.92	139.89
Rankin County Hudspeth Regional Center	415	97.32	403.87
Simpson County Millcreek	323	98.96	318.96
W L Jaquith ICF/MR	125	99.85	124.81
	198	98.06	194.15



Table XXII

ICF/MR Bed Count by County and Type of Accommodation  
as of December 31, 2008

County	Total Licensed Beds	Beds Set Up And Staffed	Private	Semi-Private	Ward
<b>Total</b>	<b>2,765</b>	<b>2,688</b>	<b>73</b>	<b>1,660</b>	<b>955</b>
Coahoma	132	132	5	58	69
Harrison	260	240	0	240	0
Jones	712	659	13	270	376
Lafayette	491	487	5	464	18
Lincoln	140	140	6	128	6
Madison	152	152	6	80	66
Oktibbeha	140	140	6	68	66
Rankin	415	415	19	166	230
Simpson	323	323	13	186	124

Table XXIII

ICF/MR Bed Count and Percentage Distribution  
by Type of Accommodation as of December 31, 2008

	Total	Percent
<b>Licensed Bed Capacity</b>	<b>2,765</b>	<b>100.0</b>
Total Beds Set Up	2,688	97.2
Private	73	2.7
Semi-Private	1,660	61.8
Ward	955	35.5

Table XXIV

ICF/MRs by Bed Size and County as of December 31, 2008

	Total	Percent
<b>Total</b>	<b>14</b>	<b>100.0</b>
< 60	1	7.1
60 to 119	1	7.4
120 to 179	6	42.9
180 to 239	2	14.3
240 & Up	4	28.6

Table XXV

ICF/MRs by Bed Size and County as of December 31, 2008

	< 60	60 to 119	120 to 179	180 to 239	240 & UP	Total
<b>Total</b>	<b>1</b>	<b>1</b>	<b>6</b>	<b>2</b>	<b>4</b>	<b>14</b>
Coahoma	0	0	1	0	0	1
Harrison	0	0	0	0	1	1
Jones	1	1	1	1	1	4
Lafayette	0	0	0	0	1	1
Lincoln	0	0	1	0	0	1
Madison	1	0	1	0	0	2
Oktibbeha	0	0	1	0	0	1
Rankin	0	0	0	0	1	1
Simpson	0	0	1	1	0	2

Table XXVI

ICF/MR Patients Served During 2008 by Age Group and Sex

Age	Total	Percent
<b>Total</b>	<b>2,926</b>	<b>100.0</b>
<18	309	10.6
18-44	1,335	45.6
45-64	1,026	35.1
65-74	193	6.6
75-84	53	1.8
>=85	10	0.3
Sex	2,926	100.0
Male	1,702	58.2
Female	1,224	41.8

Table XXVII

Number of ICF/MR Patients by Sex in 2008

	Total	Male	Female
<b>Total Patients December 31, 2007</b>	<b>2,643</b>	<b>1,531</b>	<b>1,112</b>
New Admissions 2008	283	171	112
Live Discharges	252	152	100
Deaths	52	35	17
<b>Total Patients December 31, 2008</b>	<b>2,622</b>	<b>1,515</b>	<b>1,107</b>

Table XXVIII

Ambulation Status of ICF/MR Patients  
as of December 31, 2008 and Total Days of Patient Care

	Total	Percent
<b>Total Patients</b>	<b>2,622</b>	<b>100.0</b>
Ambulant Patients	2,074	79.1
Non-Ambulant Patients	548	20.9
Total Patient Days	955,073	

Table XXIX  
2008 ICF/MR Admissions

	Total	Percent
<b>Total</b>	<b>283</b>	<b>100.0</b>
Hospital	23	8.1
Another Nursing Home	79	27.9
Own or Relative's Home	155	54.8
Other	26	9.2

Table XXX  
2008 ICF/MR Admissions by Fee Source

	Total	Percent
<b>Total</b>	<b>283</b>	<b>100.0</b>
Medicare	64	22.6
Medicaid	217	76.7
Patients and/or Relatives	1	0.4
VA Sponsored	0	0.0
Welfare Only	0	0.0
Welfare and Other Sources	0	0.0
All Other Sources	1	0.4

Table XXXI  
 Destination of ICF/MR Patients Discharged During 2008

	Total	Percent
<b>Total</b>	<b>304</b>	<b>100.0</b>
Deaths	52	17.1
Live Discharges	252	82.9
Returned to Own or Relatives Home	122	48.4
Transferred to Hospital	20	7.9
Transferred to Another Nursing Home	85	33.7
All Others	25	9.9

Table XXXII  
 2008 Selected ICF/MR Data by County

	Patient Days	Total Admissions	Total Patients Served
<b>Total</b>	<b>955,073</b>	<b>283</b>	<b>2,926</b>
Coahoma	48,278	14	146
Harrison	74,956	8	215
Jones	231,760	65	731
Lafayette	178,399	63	551
Lincoln	51,100	12	152
Madison	54,822	25	171
Oktibbeha	51,201	10	150
Rankin	147,816	25	429
Simpson	116,741	61	381

Table XXXIII

Psychiatric Residential Treatment Facility Bed Count, Patient Census,  
Patients Served, and New Admissions as of December 31, 2008

	2006	2007	2008
Counties with Facilities on December 31	7	7	7
Facilities on December 31:	7	7	7
Bed Count on December 31:	330	330	330
Patients on December 31:	277	300	303
Patients Served During the Year:	921	965	981
New Admissions During the Year:	644	671	681
Live Discharges During the Year:	627	667	678
Deaths During the Year:	4	0	0
Patient Days During the Year:	102,840	109,251	109,893

Appendix B has data for 1994-2005

Table XXXIV

Psychiatric Residential Treatment Facility Ownership  
and Percentage Distribution by Number of Facilities and Licensed Beds  
as of December 31, 2008

	Facilities		Licensed Beds	
	Number	Percent	Number	Percent
<b>Total</b>	<b>7</b>	<b>100.00</b>	<b>330</b>	<b>100.00</b>
Proprietary	4	57.14	198	60.00
Nonprofit	1	14.29	44	13.33
Public	2	28.57	88	26.67

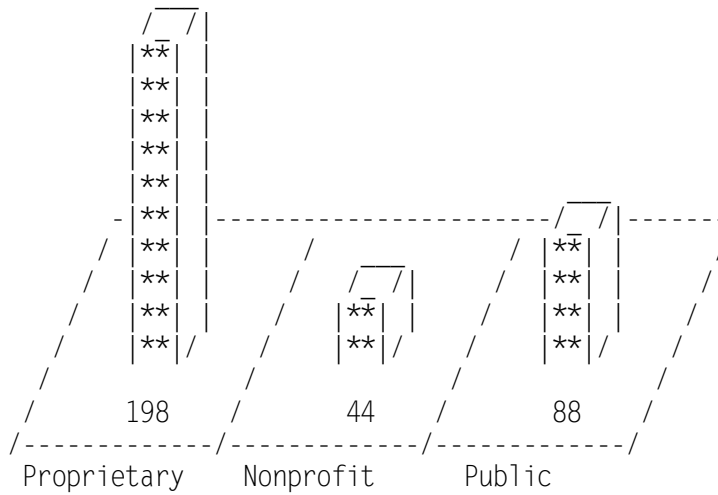
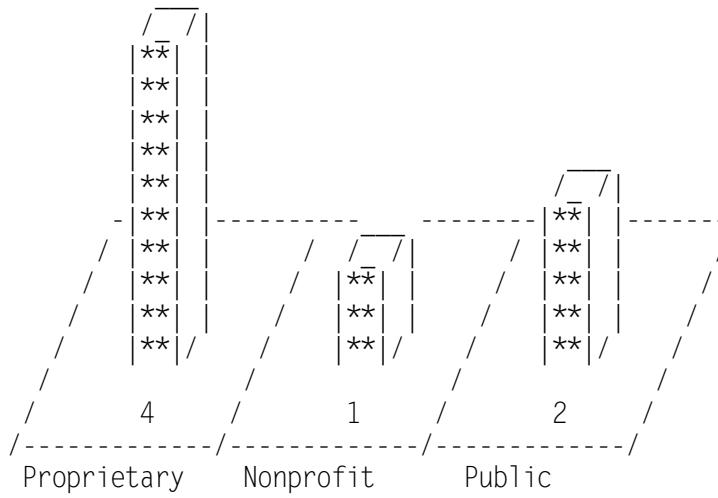




Table XXXV

Psychiatric Residential Treatment Facility Employees  
and Percentage Distribution By Title and Whether  
Full-Time or Part-Time as of December 31, 2008

	Total		Full-Time		Part-Time	
	Number	Percent	Number	Percent	Number	Percent
<b>Total</b>	<b>863</b>	<b>100.0</b>	<b>744</b>	<b>100.0</b>	<b>119</b>	<b>100.0</b>
Administrator	10	1.2	9	1.2	1	0.8
Clerical	46	5.3	45	6.0	1	0.8
R.N.	46	5.3	39	5.2	7	5.9
L.P.N.	42	4.9	29	3.9	13	10.9
Aide, Orderly	444	51.4	376	50.5	68	57.1
Maid, Housekeeper	25	2.9	22	3.0	3	2.5
Laundry Worker	2	0.2	0	0.0	2	1.7
Dietitian (ADA)	5	0.6	0	0.0	5	4.2
Food Service Supervisor	5	0.6	4	0.5	1	0.8
Cook, Other Food Worker	26	3.0	24	3.2	2	1.7
Physical Therapist	3	0.3	0	0.0	3	2.5
Pharmacist	5	0.6	1	0.1	4	3.4
Other	204	23.6	195	26.2	9	7.6

Table XXXVI

Licensed Bed Capacity and Beds Set Up and Staffed  
for Psychiatric Residential Treatment Facilities  
as of December 31, 2008

Facility	County	Licensed Beds	Beds Set Up and Staffed
<b>Total</b>		<b>330</b>	<b>330</b>
Cares Center	Hinds	44	44
Diamond Grove Center	Winston	30	30
Millcreek Psy Res Treatment Facility	Simpson	57	57
Millcreek of Pontotoc	Pontotoc	51	51
Parkwood Behavioral Health System	DeSoto	40	40
Specialized Treatment Facility	Harrison	48	48
The Crossings	Lauderdale	60	60

Table XXXVII

2008 Psychiatric Residential Treatment Facility Licensed Beds,  
Occupancy Rates and Average Daily Census

Facility	Licensed Beds	Occupancy Rate	ADC
<b>Total</b>	<b>330</b>	<b>90.79</b>	<b>300.26</b>
DeSoto County Parkwood Behavioral Health System	40	98.98	39.59
Harrison County Specialized Treatment Facility	48	44.64	21.43
Hinds County Cares Center	44	98.88	43.51
Lauderdale County The Crossings	60	99.79	59.87
Pontotoc County Millcreek of Pontotoc	51	99.88	50.94
Simpson County Millcreek Psy Res Treatment Center	57	99.68	56.82
Winston County Diamond Grove Center	30	93.66	28.10

Table XXXVIII

Psychiatric Residential Treatment Facility Bed Count by County  
and Type of Accommodation as of December 31, 2008

County	Total Licensed Beds	Beds Set Up And Staffed	Private	Semi-Private	Ward
<b>Total</b>	<b>330</b>	<b>330</b>	<b>53</b>	<b>134</b>	<b>143</b>
DeSoto	40	40	0	0	40
Harrison	48	48	36	12	0
Hinds	44	44	0	34	10
Lauderdale	60	60	0	6	54
Pontotoc	51	51	15	0	36
Simpson	57	57	2	52	3
Winston	30	30	0	30	0

Table XXXIX

Psychiatric Residential Treatment Facility Bed Count by County  
and Percentage Distribution by Type of Accommodation  
as of December 31, 2008

	Total	Percent
<b>Licensed Bed Capacity</b>	<b>330</b>	<b>100.0</b>
Total Beds Set Up and Staffed	330	100.0
Private	53	16.1
Semi-Private	134	40.6
Ward	143	43.3

Table XL  
 Patients Served During 2008  
 in Psychiatric Residential Treatment Facilities  
 by Age Group and Sex

Age	Total	Percent
<b>Total</b>	<b>981</b>	<b>100.0</b>
<18	932	95.0
18-44	49	5.0
45-64	0	0.0
65-74	0	0.0
75-84	0	0.0
>=85	0	0.0
<b>Total</b>	<b>981</b>	<b>100.0</b>
Male	642	65.4
Female	339	34.6

Table XLI

Number of Psychiatric Residential Treatment Facility  
Patients by Sex in 2008

	Total	Male	Female
<b>Total Patients December 31, 2007</b>	<b>300</b>	<b>204</b>	<b>96</b>
New Admissions 2008	681	438	243
Live Discharges 2008	678	436	242
Deaths	0	0	0
<b>Total Patients December 31, 2008</b>	<b>303</b>	<b>206</b>	<b>97</b>

Table XLII

Ambulation Status of Patients in Psychiatric Residential  
Treatment Facilities as of December 31, 2008  
and Total Days of Patient Care

	Total	Percent
<b>Total Patients</b>	<b>303</b>	<b>100.0</b>
Ambulant Patients	303	100.0
Non Ambulant Patients	0	0.0
-----		
Total Patient Days	109,893	

Table XLIII

## 2008 Psychiatric Residential Treatment Facility Admissions

	Total	Percent
<b>Total</b>	<b>681</b>	<b>100.0</b>
Hospital	365	53.6
Another Nursing Home	0	0.0
Own or Relatives Home	213	31.3
Other	103	15.1

Table XLIV

2008 Psychiatric Residential Treatment Facility  
Admissions by Fee Source

	Total	Percent
<b>Total</b>	<b>681</b>	<b>100.0</b>
Medicare	0	0.0
Medicaid	669	98.2
Patients and/or Relatives	8	1.2
VA Sponsored	0	0.0
Welfare Only	0	0.0
Welfare and Other Sources	4	0.6
All Other Sources	0	0.0

Table XLV

Destination of Patients Discharged  
from Psychiatric Residential Treatment Facilities During 2008

	Total	Percent
<b>Total</b>	<b>678</b>	<b>100.0</b>
Deaths	0	0.0
Live Discharges	678	100.0
Returned to Own or Relatives Home	446	65.8
Transferred to Hospital	86	12.7
Transferred to Another Nursing Home	21	3.1
All Others	125	18.4

Table XLV

Selected 2008 Psychiatric Residential Treatment Facility Data

	Total Patient Days	Total Admissions	Patients Served
<b>Total</b>	<b>109,893</b>	<b>681</b>	<b>981</b>
DeSoto	14,491	92	130
Harrison	7,842	68	88
Hinds	15,924	108	152
Lauderdale	21,913	100	160
Pontotoc	18,643	113	164
Simpson	20,796	137	194
Winston	10,284	63	93

Table XLVII

Personal Care Home Bed Count, Patient Census, Patients Served,  
and New Admissions as of December 31, 2008

	2006	2007	2008
Counties with Personal Care Homes on December 31	57	58	60
Nursing Facilities on December 31:	178	162	165
Bed Count on December 31:	5,054	4,824	5,090
Patients on December 31:	3,892	3,738	3,724
Patients Served During the Year:	5,791	5,478	5,590
New Admissions During the Year:	2,066	1,869	1,910
Live Discharges During the Year:	1,461	1,365	1,391
Deaths During the Year:	438	375	475
Patient Days During the Year:	1,239,690	1,262,449	1,269,066

Appendix B has data for 1961-2005



Table XLVIII

Personal Care Home Ownership and Percentage Distribution  
by Number of Homes and Licensed Beds as of December 31, 2008

	Personal Care Homes	Percent	Licensed Beds	Percent
<b>Total</b>	<b>165</b>	<b>100.00</b>	<b>5,090</b>	<b>100.00</b>
Proprietary	129	78.18	3,927	77.15
Nonprofit	28	16.97	824	16.19
Public	7	4.24	319	6.27
Public Leased	1	0.61	20	0.39

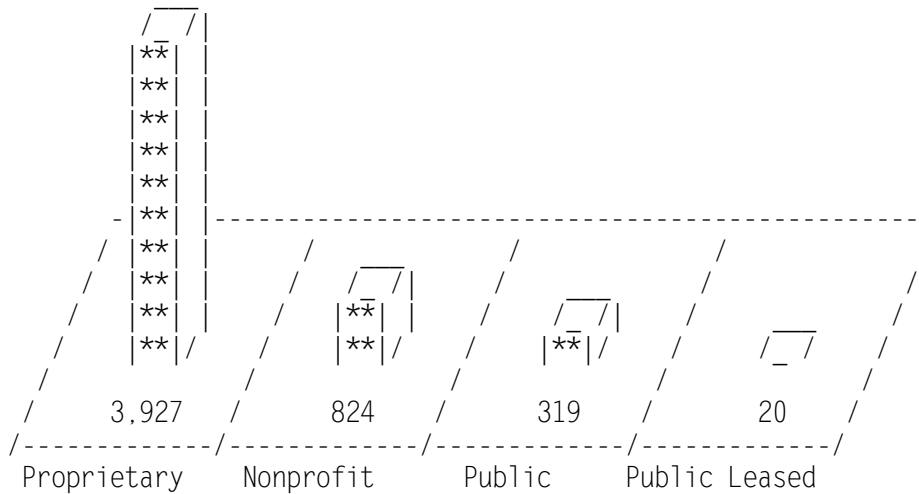
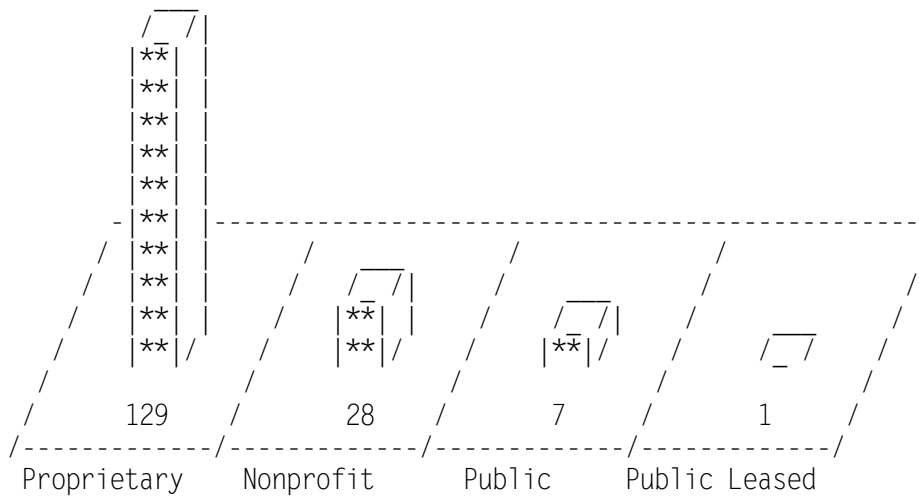


Table XLIX

Personal Care Home Employees and Percentage Distribution  
By Title and Whether Full-Time or Part-Time as of December 31, 2008

Employees by Type	Total		Full-Time		Part-Time	
	Number	Percent	Number	Percent	Number	Percent
<b>Total</b>	<b>4,140</b>	<b>100.0</b>	<b>2,952</b>	<b>100.0</b>	<b>1,188</b>	<b>100.0</b>
Administrator	180	4.3	171	5.8	9	0.8
Clerical	164	4.0	113	3.8	51	4.3
R.N.	131	3.2	78	2.6	53	4.5
L.P.N.	511	12.3	339	11.5	172	14.5
Aide, Orderly	1,771	42.8	1,294	43.8	477	40.2
Maid, Housekeeper	304	7.3	241	8.2	63	5.3
Laundry Worker	75	1.8	56	1.9	19	1.6
Dietitian (ADA)	42	1.0	6	0.2	36	3.0
Food Service Supervisor	80	1.9	69	2.3	11	0.9
Cook, Other Food Worker	573	13.8	367	12.4	206	17.3
Physical Therapist	13	0.3	3	0.1	10	0.8
Pharmacist	14	0.3	2	0.1	12	1.0
Other	282	6.8	213	7.2	69	5.8

Table L

Licensed Bed Capacity and Beds Set Up and Staffed  
for Personal Care Homes as of December 31, 2008

Personal Care Home	County	Licensed Beds	Beds Set Up and Staffed
<b>Total</b>		<b>5,090</b>	<b>4,214</b>
Alden Pointe Assisted Living	Lamar	45	34
Aldersgate Personal Care	Lauderdale	58	53
Alexander Milne Home for Women	Jones	56	44
Alpha Omega Personal Care	Hinds	13	13
Alternative Personal Care Home	Jackson	12	12
Arnolds Personal Care Home	Adams	14	14
The Arrington	Lowndes	70	50
Aston Court Retirement Community	Pike	50	18
Atwood Personal Care Home #1	Attala	9	9
Atwood Personal Care Home #2	Attala	31	31
Autumn Light	Hinds	23	23
Avonlea Assisted Living & Retirement	Lee	72	60
Azalea Gardens	Lafayette	90	90
Bar-Sel Personal Care Home	Marion	11	11
Bee Hive Homes of Forest	Scott	12	12
Bee Hive Homes of Louisville	Winston	16	15
Bee Hive Homes of Newton	Newton	13	13
Bee Hive Homes of Philadelphia	Neshoba	12	12
Belmont Gardens Personal Care Home	Warren	32	22
Belmont Place Personal Care Home	Warren	11	8
Brandon Court	Rankin	6	6
Briar Hill Rest Home	Rankin	2	2
Brooklyn Hall Personal Care Home	Choctaw	14	14
Brookwood Villa	Wayne	24	17
Bruce Community Living Center	Calhoun	20	20
Bryants Residential Care Facility	Simpson	21	21
Camellia Estates	Pike	48	48
Cantrell's Personal Care Home	Oktibbeha	15	15
Carrington House	Tishomingo	25	14
Cedarbrook Personal Care Home	Benton	24	24
Central Mississippi Personal Care Home	Hinds	13	13
Chapman Oaks	Harrison	15	13
Cherub's Personal Care Home	Lowndes	13	13
Christopher's Personal Care Home	Marshall	46	46
Church Street Personal Care Home of Ecru	Pontotoc	40	40
Cleveland Personal Care Home Residential Living	Bolivar	95	82
Collegeview Personal Care Home	Lowndes	6	6
ComfortCare Assisted Living	Jones	12	12
Community Development Assisted	Perry	12	12
Community Welfare & Health Center	Hinds	14	14
Cornerstone Personal Care Home	Bolivar	16	16

Table L Continued

Licensed Bed Capacity and Beds Set Up and Staffed  
for Personal Care Homes as of December 31, 2008

Personal Care Home	County	Licensed Beds	Beds Set Up and Staffed
Cottonwood Manor	Jones	21	19
Country Comfort	Forrest	16	16
Country Cottage	Alcorn	29	24
Country Meadow Personal Care Home	Leflore	12	11
Countrywood Plantation Assisted Living	Itawamba	46	22
Covington Ridge	Covington	36	25
Daniel Assisted Living	Itawamba	27	14
Dogwood Plantation New Albany	Union	24	20
Dogwood Plantation of Fulton	Itawamba	32	24
Dogwood of Corinth	Alcorn	40	22
Dunbar Village Assisted Living	Hancock	10	10
Elderly Care Center	Noxubee	15	14
Erie Street Personal Care Home	Hinds	11	11
Fairfield of Batesville	Panola	54	50
Fern Brooke Personal Care Home	Chickasaw	24	15
Flowers Glen Personal Care	Coahoma	36	28
Fondern's Personal Care Home	Clay	7	7
Friends Personal Care Home	Perry	10	10
Garden Suites Assisted Living	Monroe	22	19
The Gardens	Jackson	52	43
Gena's Four Seasons Personal Care Home	Hinds	8	8
Golden Meadow	Clarke	20	8
Goldenliving Center Ripley	Tippah	10	7
Graceland of Grenada	Grenada	38	34
Graceland of Grenada North	Grenada	20	16
Greenbriar Personal Care	Harrison	6	6
The Grove Personal Care	Marion	8	8
Hartford Place	Forrest	20	19
Haven Hall Healthcare Center	Lincoln	15	15
Heritage House Retirement Center	Warren	41	41
Heritage House of Castlewoods	Rankin	110	93
Heritage Manor Personal Care Home	Lawrence	12	11
Hermitage Gardens of Oxford	Lafayette	64	41
Hermitage Gardens of Southaven	DeSoto	59	49
Homeplace of Columbus	Lowndes	62	62
Indywood	Sunflower	29	15
Indywood Estate Personal Care Home	Bolivar	38	38
Indywood Glen	Leflore	62	59
Izora's Personal Care Home	Hinds	12	12
J.R.S. & J Adult Care Center	Winston	16	16
La Dora Acres	Simpson	12	10
Lakeside Village Residential Living Facility	Winston	15	13
Lakeview Nursing Center	Harrison	10	10

Table L Continued

Licensed Bed Capacity and Beds Set Up and Staffed  
for Personal Care Homes as of December 31, 2008

Personal Care Home	County	Licensed Beds	Beds Set Up and Staffed
The Landmark Community	Prentiss	40	40
Lawrence Country Personal Care Home	Lawrence	10	10
Lemoyne Place Assisted Living	Harrison	34	26
Love & Gracious Personal Care Home	Hinds	5	5
Loyalton of Biloxi	Harrison	105	92
Loyalton of Hattiesburg	Forrest	90	83
Magnolia Gardens	Washington	48	43
Magnolia Gardens Assisted Living	Jones	44	37
Magnolia House	Adams	46	46
Magnolia Manor at Tupelo	Lee	122	64
Magnolia Personal Care	Pearl River	60	29
Magnolia Place Personal Care Home	Lamar	18	13
Magnolia Place of New Albany	Union	40	30
Magnolia Residential Living Center	Newton	27	24
McAllisters Personal Care Home	Hinds	11	11
McCoy Personal Care Home	Lauderdale	15	15
Miss Bernice's House	Holmes	16	16
Mitchell Center	Lee	60	45
Mom & Daughter Personal Care Home	Hinds	13	13
Monroe County Rest Home	Monroe	12	12
Montgomery Gardens Senior Living	Oktibbeha	36	26
Myles Retreat Home for the Golden Age	Hinds	43	43
Neshoba County Nursing Home Personal Care	Neshoba	22	12
New Country Living Personal Care Home	Pearl River	14	14
New Dawn	Lincoln	8	8
North Grove Assisted Living	Hinds	34	34
Northview Villa Personal Care	Jones	54	33
Oaktree Plantation	Monroe	51	49
Oakwood Manor	Noxubee	10	9
Old Ladies Home Association	Madison	20	20
Olive Grove Terrace	DeSoto	50	30
The Orchard Personal Care Home	Madison	61	56
Our Place Personal Care Home	Pearl River	12	12
Parker's Personal Care Home	Hinds	16	16
Peach Tree Village	Rankin	71	71
Phillips Personal Care Home	Itawamba	14	14
Pine Meadow Alzheimer Special	Forrest	56	56
Pine View Health Care Center	Wayne	3	3
Pope Personal Care Home	Hinds	5	5
PressiCare	Monroe	10	10
Provision Living at Hattiesburg	Lamar	100	33
Ridgeland Point Assisted Living	Madison	100	85
Riggs Manor Retirement Community Assisted Living	Hinds	56	45

Table L Continued

Licensed Bed Capacity and Beds Set Up and Staffed  
for Personal Care Homes as of December 31, 2008

Personal Care Home	County	Licensed Beds	Beds Set Up and Staffed
Riverbirch Residence	Lee	30	30
Rosewood Residence	Lee	75	64
Ruleville Nursing & Rehab	Sunflower	11	11
St Catherine's Village Campbell Cove	Madison	36	36
St Catherine's Village Marion Hall	Madison	60	60
St David Personal Care Home	Hinds	8	8
Samaritan Garden Personal Care Home	Lee	32	30
Seasons	Madison	10	0
Shady Oaks Home for the Elderly	Lincoln	13	12
Shady Oaks of Carriere	Pearl River	11	10
Shepherd House	Harrison	9	9
Shirley's Personal Care Home	Sunflower	12	12
Silverleaf Manor	Lauderdale	110	72
Smith Manor	George	14	14
Southern Living Specialty Care	Wayne	30	18
Southern Magnolia Estates	Tishomingo	37	34
Southern Magnolia Estates II	Tishomingo	18	18
Southern Magnolia Estates II B	Tishomingo	37	34
Southern Pines Personal Care Home	Pearl River	20	20
Sparrow Hills	George	10	7
Stone Co Nursing & Rehab Center	Stone	1	1
Summerland Manor	Jasper	48	24
Sunshine Inn Assisted Living Home	Union	20	20
T S Personal Care Home	Hinds	10	10
Trace Pointe Assisted Living	Hinds	88	75
Trinity Place Personal Care	Lowndes	62	48
Vickers Personal Care Home	Webster	13	13
Vickers Personal Care Home	Oktibbeha	18	18
Villa South	Rankin	50	7
Waverly Care Home	Clay	21	21
Wellington Place of Greenville	Washington	55	51
Wesley Meadows Retirement Community	DeSoto	30	26
Willard F Bond Home	Madison	40	30
Windham House of Hattiesburg	Lamar	13	12
Wisteria Gardens	Rankin	6	6
Woodland Court Personal Care Home	Newton	24	24
Woodland Village Nursing Center	Hancock	2	2
Yalobusha General Hospital & Nursing Home	Yalobusha	2	2

Table LI

2008 Personal Care Home Licensed Beds, Occupancy Rates  
and Average Daily Census

Personal Care Home	Licensed Beds	Occupancy Rate	ADC
<b>Total</b>	<b>5,047</b>	<b>73.06</b>	<b>3,508.28</b>
Adams County	60	86.52	54.82
Arnolds Personal Care Home	14	77.44	10.84
Magnolia House	46	95.61	43.98
Alcorn County	69	68.20	45.88
Country Cottage	29	79.09	22.94
Dogwood of Corinth	40	57.34	22.94
Attala County	40	78.46	36.12
Atwood Personal Care Home #1	9	56.92	5.12
Atwood Personal Care Home #2	31	100.00	31.00
Benton County			
Cedarbrook Personal Care Home	24	N/A	N/A
Bolivar County	149	76.22	102.68
Cleveland Personal Care Home Residential Living	95	78.50	74.58
Cornerstone Personal Care Home	16	N/A	N/A
Indywood Estate Personal Care Home	38	73.94	28.10
Calhoun County			
Bruce Community Living Center	20	78.25	15.65
Chickasaw County			
Fern Brooke Personal Care Home	24	24.84	5.96
Choctaw County			
Brooklyn Hall Personal Care Home	14	86.60	12.12
Clarke County			
Golden Meadow	20	74.59	14.92
Clay County	28	70.32	18.03
Fondern's Personal Care Home	7	82.16	5.75
Waverly Care Home	21	58.48	12.28
Coahoma County			
Flowers Glen Personal Care	36	89.40	32.19
Covington County			
Covington Ridge	36	73.02	26.29

Table LI Continued

2008 Personal Care Home Licensed Beds, Occupancy Rates  
and Average Daily Census

Personal Care Home	Licensed Beds	Occupancy Rate	ADC
DeSoto County	139	69.62	94.02
Hermitage Gardens of Southaven	59	64.34	37.96
Olive Grove Terrace	50	63.54	31.77
Wesley Meadows Retirement Community	30	80.97	24.29
Forrest County	182	81.14	155.12
Country Comfort	16	75.27	12.04
Hartford Place	20	69.77	13.96
Loyalton of Hattiesburg	90	84.08	75.67
Pine Meadow Alzheimer Special	56	95.45	53.45
George County	24	52.28	13.63
Smith Manor	14	79.35	11.11
Sparrow Hills	10	25.21	2.52
Grenada County	58	81.28	48.44
Graceland of Grenada	38	88.47	33.62
Graceland of Grenada North	20	74.10	14.82
Hancock County	12	38.82	3.88
Dunbar Village Assisted Living	10	38.82	3.88
Woodland Village Nursing Center	2	N/A	N/A
Harrison County	179	61.66	116.65
Chapman Oaks	15	69.49	10.42
Greenbriar Personal Care	6	86.55	2.43
Lakeview Nursing Center	10	25.63	2.56
Lemoyne Place Assisted Living	34	44.68	15.19
Loyalton of Biloxi	105	81.95	86.05
Shepherd House	9	N/A	N/A
Hinds County	383	82.77	270.88
Alpha Omega Personal Care	13	100.00	13.00
Autumn Light	23	82.38	18.95
Central Mississippi Personal Care Home	13	100.00	13.00
Community Welfare & Health Center	14	70.88	9.92
Erie Street Personal Care Home	11	N/A	N/A
Gena's Four Seasons Personal Care Home	8	72.10	5.77
Izora's Personal Care Home	12	N/A	N/A
Love & Gracious Personal Care Home	5	99.73	4.98
McAllisters Personal Care Home	11	72.73	8.00
Mom & Daughter Personal Care Home	13	N/A	N/A
Myles Retreat Home for the Golden Age	43	11.62	5.00



Table LI Continued

2008 Personal Care Home Licensed Beds, Occupancy Rates  
and Average Daily Census

Personal Care Home	Licensed Beds	Occupancy Rate	ADC
North Grove Assisted Living	34	90.00	30.60
Parker's Personal Care Home	16	99.73	15.96
Pope Personal Care Home	5	99.73	4.99
Riggs Manor Retirement Community Assisted Living	56	79.84	44.71
St David Personal Care Home	8	N/A	N/A
T S Personal Care Home	10	80.00	8.00
Trace Pointe Assisted Living	88	100.00	88.00
Holmes County			
Miss Bernice's House	16	40.73	6.52
Itawamba County			
Countrywood Plantation Assisted	46	43.41	19.97
Daniel Assisted Living	27	4.46	1.20
Dogwood Plantation of Fulton	32	82.71	26.47
Phillips Personal Care Home	14	18.42	2.58
Jackson County			
Alternative Personal Care Home	12	99.73	11.97
The Gardens	52	89.38	46.48
Jasper County			
Summerland Manor	48	49.73	23.87
Jones County			
Alexander Milne Home for Women	56	82.85	46.40
ComfortCare Assisted Living	12	21.68	2.60
Cottonwood Manor	21	65.53	14.60
Magnolia Gardens Assisted Living	44	69.78	30.70
Northview Villa Personal Care	54	59.97	32.38
Lafayette County			
Azalea Gardens	90	69.47	62.53
Hermitage Gardens of Oxford	64	96.07	61.49
Lamar County			
Alden Pointe Assisted Living	45	77.52	34.88
Magnolia Place Personal Care Home	18	57.51	10.35
Provision Living at Hattiesburg	100	N/A	N/A
Windham House of Hattiesburg	13	N/A	N/A

Table LI Continued

2008 Personal Care Home Licensed Beds, Occupancy Rates  
and Average Daily Census

Personal Care Home	Licensed Beds	Occupancy Rate	ADC
Lauderdale County	183	81.06	136.14
Aldersgate Personal Care	58	94.28	54.68
McCoy Personal Care Home	15	86.67	13.00
Silverleaf Manor	110	62.23	68.46
Lawrence County	22	62.75	13.66
Heritage Manor Personal Care Home	12	55.42	6.65
Lawrence Country Personal Care Home	10	70.08	7.01
Lee County	391	74.15	267.70
Avonlea Assisted Living & Retirement	72	82.38	59.31
Magnolia Manor at Tupelo	122	40.03	48.84
Mitchell Center	60	77.09	46.26
Riverbirch Residence	30	90.97	27.29
Rosewood Residence	75	85.06	63.80
Samaritan Garden Personal Care Home	32	69.36	22.20
Leflore County	74	93.66	68.73
Country Meadow Personal Care Home	12	88.64	10.64
Indywood Glen	62	98.69	58.09
Lincoln County	36	55.32	19.60
Haven Hall Healthcare Center	15	41.75	6.26
New Dawn	8	56.25	4.50
Shady Oaks Home for the Elderly	13	67.97	8.84
Lowndes County	213	67.23	141.88
The Arrington	70	66.43	46.50
Cherub's Personal Care	13	62.23	8.09
Collegeview Personal Care Home	6	74.00	4.44
Homeplace of Columbus	62	62.18	38.55
Trinity Place Personal Care	62	71.29	44.20
Madison County	327	84.16	260.67
Old Ladies Home Association	20	92.62	18.52
The Orchard Personal Care Home	61	75.86	46.28
Ridgeland Point Assisted Living	100	77.01	77.01
St Catherine's Village Campbell Cove	36	95.22	34.28
St Catherine's Village Marion Hall	60	94.34	56.60
Seasons	10	N/A	N/A
Willard F Bond Home	40	69.94	27.98

Table LI Continued

2008 Personal Care Home Licensed Beds, Occupancy Rates  
and Average Daily Census

Personal Care Home	Licensed Beds	Occupancy Rate	ADC
Marion County	19	63.64	7.00
Bar-Se1 Personal Care Home	11	63.64	7.00
The Grove Personal Care	8	N/A	N/A
Marshall County			
Christopher's Personal Care Home	46	80.62	37.09
Monroe County	95	88.96	87.48
Garden Suites Assisted Living	22	78.22	17.21
Monroe County Rest Home	12	81.15	9.74
Oaktree Plantation	51	99.73	50.86
PressiCare	10	96.72	9.67
Neshoba County	34	66.35	20.07
Bee Hive Homes of Philadelphia	12	91.26	10.95
Neshoba County Nursing Home Personal Care	22	41.44	9.12
Newton County	64	86.21	32.29
Bee Hive Homes of Newton	13	82.68	10.75
Magnolia Residential Living Center	27	N/A	N/A
Woodland Court Personal Care Home	24	89.74	21.54
Noxubee County	25	69.80	18.45
Elderly Care Center	15	89.74	13.46
Oakwood Manor	10	49.86	4.99
Oktibbeha County	69	51.71	21.78
Cantrell's Personal Care Home	15	73.59	11.04
Montgomery Gardens Senior Living	36	29.83	10.74
Vickers Personal Care Home	18	N/A	N/A
Panola County			
Fairfield of Batesville	54	89.43	48.29
Pearl River County	117	69.14	62.31
Magnolia Personal Care	60	45.77	27.46
New Country Living Personal Care Home	14	77.32	10.82
Our Place Personal Care Home	12	83.24	9.99
Shady Oaks of Carriere	11	N/A	N/A
Southern Pines Personal Care Home	20	70.22	14.04

Table LI Continued

2008 Personal Care Home Licensed Beds, Occupancy Rates  
and Average Daily Census

Personal Care Home	Licensed Beds	Occupancy Rate	ADC
Perry County	22	80.68	17.36
Community Development Assisted Friends Personal Care Home	12 10	61.36 100.00	7.36 10.00
Pike County	98	62.66	60.90
Aston Court Retirement Community Camellia Estates	50 48	37.48 87.83	18.74 42.16
Pontotoc Church Street Personal Care Home of Ecru	40	N/A	N/A
Prentiss County The Landmark Community	40	49.58	19.83
Rankin County	245	64.66	160.33
Brandon Court Briar Hill Rest Home Heritage House of Castlewoods Peach Tree Village Villa South Wisteria Gardens	6 2 110 71 50 6	72.45 42.08 89.46 76.27 N/A 43.03	4.35 0.84 98.41 54.15 N/A 2.58
Scott County Bee Hive Homes of Forest	12	97.88	11.75
Simpson County Bryants Residential Care Facility La Dora Acres	33 21 12	91.53 91.53 N/A	19.22 19.22 N/A
Stone County Stone County Nursing & Rehab Center	1	N/A	N/A
Sunflower County	52	77.54	26.97
Indywood Ruleville Nursing & Rehab Shirley's Personal Care Home	29 11 12	55.07 100.00 N/A	15.97 11.00 N/A
Tippah County Goldenliving Center Ripley	10	54.62	5.46
Tishomingo County	117	97.48	167.64
Carrington House Southern Magnolia Estates	25 37	100.00 97.45	25.00 36.06

Table LI Continued

2008 Personal Care Home Licensed Beds, Occupancy Rates  
and Average Daily Census

Personal Care Home	Licensed Beds	Occupancy Rate	ADC
Southern Magnolia Estates II	18	98.03	71.64
Southern Magnolia Estates II B	37	94.44	34.94
Union County	84	92.41	78.70
Dogwood Plantation New Albany	24	82.72	19.85
Magnolia Place of New Albany	40	99.76	39.90
Sunshine Inn Assisted Living Home	20	94.74	18.95
Warren County	84	74.14	64.27
Belmont Gardens Personal Care Home	32	67.98	21.75
Belmont Place Personal Care Home	11	69.30	7.62
Heritage House Retirement Center	41	85.14	34.90
Washington County	103	64.47	64.42
Magnolia Gardens	48	92.77	44.53
Wellington Place of Greenville	55	36.17	19.89
Wayne County	57	67.28	36.77
Brookwood Villa	24	59.93	14.38
Pine View Health Care Center	3	N/A	N/A
Southern Living Specialty Care	30	74.64	22.39
Webster County			
Vickers Personal Care Home	13	N/A	N/A
Winston County	47	73.22	34.35
Bee Hive Homes of Louisville	16	86.30	13.81
J.R.S. & J Adult Care Center	16	53.64	8.58
Lakeside Village Residential	15	79.73	11.96
Yalobusha			
Yalobusha General Hospital & Nursing Home	2	N/A	N/A

Table LII

Personal Care Home Bed Count by County and Type of Accommodation  
as of December 31, 2008

County	Total Licensed Beds	Beds Set Up And Staffed	Private	Semi-Private	Ward
<b>Total</b>	<b>5,090</b>	<b>4,214</b>	<b>2,994</b>	<b>931</b>	<b>289</b>
Adams	60	60	50	10	0
Alcorn	69	46	34	12	0
Attala	40	40	32	8	0
Benton	24	24	0	12	12
Bolivar	149	136	120	0	16
Calhoun	20	20	14	6	0
Chickasaw	24	15	13	2	0
Choctaw	14	14	4	10	0
Clarke	20	8	8	0	0
Clay	28	28	20	8	0
Coahoma	36	28	24	4	0
Covington	36	25	25	0	0
DeSoto	139	105	103	2	0
Forrest	182	174	104	70	0
George	24	21	17	4	0
Grenada	58	50	48	2	0
Hancock	12	12	10	2	0
Harrison	179	156	105	42	9
Hinds	383	359	123	144	92
Holmes	16	16	0	16	0
Itawamba	119	74	54	14	6
Jackson	64	55	33	16	6
Jasper	48	24	24	0	0
Jones	187	145	72	34	39
Lafayette	154	131	129	2	0
Lamar	176	92	79	13	0
Lauderdale	183	140	113	12	15
Lawrence	22	21	7	8	6
Lee	391	293	204	64	25
Leflore	74	70	70	0	0
Lincoln	36	35	11	24	0
Lowndes	213	179	153	26	0
Madison	327	287	245	42	0
Marion	19	19	3	16	0
Marshall	46	46	30	16	0
Monroe	95	90	72	18	0
Neshoba	34	24	12	12	0
Newton	64	61	20	38	3
Noxubee	25	23	15	8	0
Oktibbeha	69	59	57	2	0

Table LII Continued

Personal Care Home Bed Count by County and Type of Accommodation  
as of December 31, 2008

County	Total Licensed Beds	Beds Set Up And Staffed	Private	Semi-Private	Ward
Panola	54	50	49	0	1
Pearl River	117	85	40	42	3
Perry	22	22	0	6	16
Pike	98	66	66	0	0
Pontotoc	40	40	18	22	0
Prentiss	40	40	40	0	0
Rankin	245	185	141	44	0
Scott	12	12	12	0	0
Simpson	33	31	10	0	21
Stone	1	1	1	0	0
Sunflower	52	38	16	10	12
Tippah	10	7	3	4	0
Tishomingo	117	100	94	6	0
Union	84	70	54	16	0
Warren	84	71	64	0	7
Washington	103	94	66	28	0
Wayne	57	38	26	12	0
Webster	13	13	5	8	0
Winston	47	44	30	14	0
Yalobusha	2	2	2	0	0

Table LIII

Personal Care Home Bed Count and Percentage Distribution  
By Type of Accommodation as of December 31, 2008

	Total	Percent
<b>Licensed Bed Capacity</b>	<b>5,090</b>	<b>100.0</b>
Total Beds Set Up	4,214	82.8
Private	2,994	71.0
Semi-Private	931	22.1
Ward	289	6.9

Table LIV

Personal Care Homes by Bed Size as of December 31, 2008

	Total	Percent
<b>Total</b>	<b>165</b>	<b>100.00</b>
< 15	60	36.36
15 to 29	38	23.03
30 to 44	25	15.15
45 to 59	20	12.12
>= 60	22	13.33



Table LV

Personal Care Homes by Bed Size and County  
as of December 31, 2008

	Under 15	15 to 29	30 to 44	45 to 59	60 & UP	Total
<b>Total</b>	<b>60</b>	<b>38</b>	<b>25</b>	<b>20</b>	<b>22</b>	<b>165</b>
Adams	1	0	0	1	0	2
Alcorn	0	1	1	0	0	2
Attala	1	0	1	0	0	2
Benton	0	1	0	0	0	1
Bolivar	0	1	1	0	1	3
Calhoun	0	1	0	0	0	1
Chickasaw	0	1	0	0	0	1
Choctaw	1	0	0	0	0	1
Clarke	0	1	0	0	0	1
Clay	1	1	0	0	0	2
Coahoma	0	0	1	0	0	1
Covington	0	0	1	0	0	1
DeSoto	0	0	1	2	0	3
Forrest	0	2	0	1	1	4
George	2	0	0	0	0	2
Grenada	0	1	1	0	0	2
Hancock	2	0	0	0	0	2
Harrison	3	1	1	0	1	6
Hinds	12	2	2	1	1	18
Holmes	0	1	0	0	0	1
Itawamba	1	1	1	1	0	4
Jackson	1	0	0	1	0	2
Jasper	0	0	0	1	0	1
Jones	1	1	1	2	0	5
Lafayette	0	0	0	0	2	2
Lamar	1	1	0	1	1	4
Lauderdale	0	1	0	1	1	3
Lawrence	2	0	0	0	0	2
Lee	0	0	2	0	5	7
Leflore	1	0	0	0	1	2
Lincoln	2	1	0	0	0	3
Lowndes	2	0	0	0	2	4
Madison	1	1	2	0	3	7
Marion	2	0	0	0	0	2
Marshall	0	0	0	1	0	1
Monroe	2	1	0	1	0	4
Neshoba	1	1	0	0	0	2
Newton	1	2	0	0	0	3
Noxubee	1	1	0	0	0	2
Oktibbeha	0	2	1	0	0	3
Panola	0	0	0	1	0	1
Pearl River	3	1	0	0	1	5

Table LV Continued

Personal Care Homes by Bed Size and County  
as of December 31, 2008

	Under 15	15 to 29	30 to 44	45 to 59	60 & UP	Total
Perry	2	0	0	0	0	2
Pike	0	0	0	2	0	2
Pontotoc	0	0	1	0	0	1
Prentiss	0	0	1	0	0	1
Rankin	3	0	0	1	2	6
Scott	1	0	0	0	0	1
Simpson	1	1	0	0	0	2
Stone	1	0	0	0	0	1
Sunflower	2	1	0	0	0	3
Tippah	1	0	0	0	0	1
Tishomingo	0	2	2	0	0	4
Union	0	2	1	0	0	3
Warren	1	0	2	0	0	3
Washington	0	0	0	2	0	2
Wayne	1	1	1	0	0	3
Webster	1	0	0	0	0	1
Winston	0	3	0	0	0	3
Yalobusha	1	0	0	0	0	1

Table LVI

Patients Served During 2008 in Personal Care Homes  
by Age Group and Sex

Age	Total	Percent
<b>Total</b>	<b>5,590</b>	<b>100.0</b>
<18	0	0.0
18-44	154	2.8
45-64	414	7.4
65-74	459	8.2
75-84	1,750	31.3
>=85	2,813	50.3
-----		
Sex	5,590	100.0
Male	1,490	26.7
Female	4,100	73.3

Table LVII

Number of Personal Care Home Patients by Sex in 2008

	Total	Male	Female
<b>Total Patients December 31, 2007</b>	<b>3,680</b>	<b>900</b>	<b>2,780</b>
New Admissions 2008	1,910	590	1,320
Live Discharges 2008	1,391	409	982
Deaths	475	129	346
<b>Total Patients December 31, 2008</b>	<b>3,724</b>	<b>952</b>	<b>2,772</b>

Table LVIII

Ambulation Status of Patients in Personal Care Homes  
as of December 31, 2008 and Total Days of Patient Care

	Total	Percent
<b>Total Patients</b>	<b>3,726</b>	<b>100.0</b>
Ambulant Patients	3,521	94.5
Non-Ambulant Patients	205	5.5
-----		
Total Patient Days	1,269,066	

Table LIX  
2008 Personal Care Home Admissions

	Total	Percent
<b>Total</b>	<b>1,910</b>	<b>100.0</b>
Hospital	449	23.5
Another Nursing Home	300	15.7
Own or Relative's Home	949	49.7
Other	212	11.1

Table LX  
2008 Personal Care Home Admissions by Fee Source

	Total	Percent
<b>Total</b>	<b>1,910</b>	<b>100.0</b>
Medicare	1	0.0
Medicaid	12	0.6
Patients and/or Relatives	1,785	93.6
VA Sponsored	8	0.4
Welfare Only	3	0.1
Welfare and Other Sources	2	0.1
All Other Sources	99	5.2

Table LXI

Destination of Patients Discharged  
from Personal Care Homes During 2008

	Total	Percent
<b>Total</b>	<b>1,866</b>	<b>100.0</b>
Deaths	475	25.5
Live Discharges	1,391	74.5
Returned to Own or Relatives Home	309	22.2
Transferred to Hospital	345	24.8
Transferred to Another Nursing Home	578	41.6
All Others	159	11.4

Table LXII

## Selected 2008 Personal Care Home Data

	Patient Days	Total Admissions	Total Patients Served
<b>Total</b>	<b>1,269,066</b>	<b>1,910</b>	<b>5,590</b>
Adams	20,065	19	76
Alcorn	16,790	25	81
Attala	14,014	18	56
Benton	0	30	40
Bolivar	37,579	45	164
Calhoun	5,728	9	23
Chickasaw	2,182	7	16
Choctaw	2,922	10	15
Clarke	5,460	7	20
Clay	6,600	10	33
Coahoma	11,780	3	38
Covington	9,621	15	42
DeSoto	34,412	69	176
Forrest	56,774	84	242
George	4,366	12	25
Grenada	17,729	22	72
Hancock	1,421	8	8
Harrison	40,734	100	210
Hinds	100,820	105	422
Holmes	2,385	5	20
Itawamba	18,381	30	74
Jackson	21,391	32	89
Jasper	8,737	3	27
Jones	46,366	42	174
Lafayette	45,389	59	156
Lamar	20,419	84	140
Lauderdale	49,826	96	222
Lawrence	4,999	7	20
Lee	97,975	113	413
Leflore	25,153	26	93
Lincoln	7,173	13	36
Lowndes	51,891	90	252
Madison	95,405	139	415
Marion	2,562	1	9
Marshall	13,574	21	59
Monroe	32,017	26	108
Neshoba	7,345	11	32
Newton	11,817	28	73
Noxubee	6,752	6	24
Oktibbeha	7,971	50	82
Panola	17,674	26	73
Pearl River	22,809	35	117

Table LXII Continued

Selected 2008 Personal Care Home Data

	Patient Days	Total Admissions	Total Patients Served
Perry	6,355	11	47
Pike	22,289	36	97
Pontotoc	0	17	53
Prentiss	7,259	11	30
Rankin	58,682	69	233
Scott	4,299	2	14
Simpson	7,035	11	41
Stone	0	0	0
Sunflower	9,899	30	56
Tippah	1,999	11	15
Tishomingo	42,299	34	129
Union	28,806	39	104
Warren	23,527	15	58
Washington	23,578	41	120
Wayne	13,459	14	49
Webster	0	8	19
Winston	12,572	19	55
Yalobusha	0	1	3



Appendix A

INSTRUCTIONS FOR PREPARATION  
OF  
ANNUAL REPORT FOR INSTITUTION FOR THE AGED OR INFIRM

PAGE 1

The information to be entered on Page 1 is mostly self-explanatory with the possible exception of the section regarding "Number of employees as of December 31, 2008." Only those workers who are employees of the institution and are paid by the institution should be shown. A full-time employee is one who works approximately forty (40) hours per week in the institution. A consultant should be counted as part-time.

In reporting the number of employees for the distinct parts - report only those employees that staff the distinct part.

PAGE 2

SECTION A. Number of patients by race and sex.

- Line 1. Enter number of patients in the facility at midnight on date shown. Enter race and sex in appropriate column. The entries on Line 1 must correspond with Line 5 of the 2007 report.
- Line 2. Enter number of patients admitted during the year by race and sex. It is possible that a person might have been admitted more than one time during the year.
- Line 3. Enter live discharges by race and sex.
- Line 4. Enter number of patients by race and sex who died in the facility.
- Line 5. Enter the number of patients by race and sex who were in the facility at midnight on date shown. The figures shown on Line 5 must equal the total of Lines 3 and 4 subtracted from the total of Lines 1 and 2. These figures must check both horizontally and vertically.

SECTION B. Source of fees at the time of admission for all patients admitted in 2008.

The source of fees for patients in 2008 will be the admissions in Section A, Line 2. Enter source of fees for payment at the time of admission. The total shown in Section B, Line 8, must be identical to the total shown in Section A, Line 2. Do not make any entry on Line 7 that will apply in Lines 1 through 6. Explain any entry on line 7 in "Remarks/Comments" section below.

SECTION C. Place from which patients were admitted in 2008.

Enter number of patients admitted from each of the places shown. Do not make any entry on Line 4 that will apply in Lines 1 through 3. Explain any entry on Line 4 in "Remarks/Comments" section below.

SECTION D. Number of patients served by age group during 2008

Show all patients served during the calendar year of 2008 in the appropriate age and sex group. This will be the same number of patients shown in Section A, Lines 1 and 2. Line 7 must equal the total of Lines 1 and 2 in Section A.

SECTION E. Total days of patient care rendered by facility during 2008.

Each day that a patient is in the facility is considered a patient day. Section E is the total of days for all patients served during the day.

SECTION F. Ambulation status of patients in the facility on December 31, 2008.

Note that Section F asks for ambulation status on one particular day, December 31, 2008. The total on Line 3 must be the same as the total on Line 5, Section A.

SECTION G. Disposition of live discharges in 2008.

Enter number of patients who were discharged from the facility to each of the places shown. Explain any entry on Line 4 in "Remarks/Comments" section below. The total shown on Line 5 must be the same as shown on Line 3 in Section A.

Please keep a copy of the completed annual report for reference in completing next year's report.

2008 ANNUAL REPORT

NAME OF INSTITUTION: \_\_\_\_\_

STREET ADDRESS: \_\_\_\_\_

CITY: \_\_\_\_\_ ZIP \_\_\_\_\_ COUNTY \_\_\_\_\_ TELEPHONE NO. \_\_\_\_\_  
 FAX NO. \_\_\_\_\_

NAME OF LICENSEE: \_\_\_\_\_

NAME OF ADMINISTRATOR: \_\_\_\_\_

Classification of License 12/31/08 \_\_\_\_\_ SNF \_\_\_\_\_ ICF/MR \_\_\_\_\_ PSY/RES \_\_\_\_\_ Personal Care  
 Ownership of Facility 12/31/08 \_\_\_\_\_ Public \_\_\_\_\_ Public Leased \_\_\_\_\_ Non-profit \_\_\_\_\_ Proprietary  
 Medicare Certified Beds \_\_\_\_\_ Medicaid Certified Beds \_\_\_\_\_ Total Licensed Beds \_\_\_\_\_

Bed count-number of beds installed or set up for patients or residents on 12-31-08  
 (total number of beds should not exceed bed capacity shown on license).

Number of rooms with one bed on 12/31/08 \_\_\_\_\_; Number of beds \_\_\_\_\_  
 Number of rooms with 2 beds on 12/31/08 \_\_\_\_\_; Number of beds \_\_\_\_\_  
 Number of rooms with 3 beds on 12/31/08 \_\_\_\_\_; Number of beds \_\_\_\_\_  
 Number of rooms with 4 beds on 12/31/08 \_\_\_\_\_; Number of beds \_\_\_\_\_  
 Number of rooms with 5 or more beds on 12/31/08 \_\_\_\_\_; Number of beds \_\_\_\_\_  
 Other accommodations (specify) \_\_\_\_\_; Number of beds \_\_\_\_\_  
 TOTAL NUMBER of beds installed or set up in all rooms on 12/31/08 \_\_\_\_\_

Number of employees as of 12/31/08. Enter each employee only in the major category in which he or she functions. If a registered professional nurse or a licensed practical nurse functions as an administrator, enter on administrator line and indicate whether an R.N. or L.P.N. A consultant should be counted as part-time.

CATEGORY	FULL-TIME	PART-TIME	FULL-TIME	PART-TIME
ADMINISTRATOR(s) _____				
CLERICAL _____				
R.N.'s _____				
L.P.N.'s _____				
AIDES & ORDERLIES _____				
HOUSEKEEPERS & MAIDS _____				
LAUNDRY WORKERS _____				
DIETITIAN (ADA) _____				
FOOD SERVICE SUPERVISOR _____				
COOKS & FOOD WORKERS _____				
PHYSICAL THERAPIST _____				
PHARMACIST _____				
OTHER WORKERS _____				
TOTAL EMPLOYEES _____				

List as of 12/31/08 ALL R.N.'s by name, registration number and shift worked and all L.P.N.'s by name, license number and shift worked. List only those who function as a nurse.

NAME	REG. NO. FOR R.N.	LIC. NO. FOR L.P.N.	SHIFT WORKED
_____			
_____			
_____			
_____			
_____			
_____			
_____			
_____			

SECTION A. NUMBER OF PATIENTS BY RACE AND SEX

	BLACK MALES	WHITE MALES	OTHER MALES	BLACK FEMALES	WHITE FEMALES	OTHER FEMALES
1. Total Patients 12/31/07	_____	_____	_____	_____	_____	_____
2. New admissions 2008	_____	_____	_____	_____	_____	_____
3. Live discharges 2008	_____	_____	_____	_____	_____	_____
4. Died	_____	_____	_____	_____	_____	_____
5. TOTAL patients 12/31/08	_____	_____	_____	_____	_____	_____

SECTION B. SOURCE OF FEES AT TIME OF ADMISSION FOR PATIENTS ADMITTED IN 2008

1. Medicare \_\_\_\_\_
2. Medicaid \_\_\_\_\_
3. Patients and/or relatives \_\_\_\_\_
4. VA sponsored \_\_\_\_\_
5. Welfare only \_\_\_\_\_
6. Welfare and other sources \_\_\_\_\_
7. Other (specify) \_\_\_\_\_
8. TOTAL admissions in 2008 \_\_\_\_\_

SECTION E.

TOTAL days of patient care rendered  
By facility during 2008 \_\_\_\_\_

SECTION F. AMBULATION STATUS OF PATIENTS IN HOME AS OF 12/31/08

1. Ambulant \_\_\_\_\_
2. Non-ambulant \_\_\_\_\_
3. TOTAL patients 12/31/08 \_\_\_\_\_

SECTION C. PLACE FROM WHICH PATIENTS WERE ADMITTED IN 2008.

1. Hospital \_\_\_\_\_
2. Another nursing home \_\_\_\_\_
3. Own or relative's home \_\_\_\_\_
4. Other (specify) \_\_\_\_\_
5. TOTAL admissions in 2008 \_\_\_\_\_

SECTION G. DISPOSITION OF LIVE DISCHARGES IN 2008.

1. Returned to own or relative's home \_\_\_\_\_
2. Transferred to a hospital \_\_\_\_\_
3. Transferred to another nursing home \_\_\_\_\_
4. Other (specify) \_\_\_\_\_
5. TOTAL live discharges in 2008 \_\_\_\_\_

SECTION D. NUMBER OF PATIENTS SERVED DURING 2008 BY AGE GROUP:

- |                         |                                |
|-------------------------|--------------------------------|
| 1. Under 18 years _____ | 5. 75 - 84 years _____         |
| 2. 18 - 44 years _____  | 6. 85 years and older _____    |
| 3. 45 - 64 years _____  | 7. TOTAL patients served _____ |
| 4. 65 - 74 years _____  | during 2008 _____              |

Minimum Rate \$ \_\_\_\_\_ per month: maximum rate \$ \_\_\_\_\_ per month.  
Please attach current rate schedule.

Remarks: \_\_\_\_\_

I certify that the above information is correct to the best of my knowledge.

Date \_\_\_\_\_, \_\_\_\_\_ Signed \_\_\_\_\_

## Appendix B

Table I

Nursing Homes, Bed Count, Patient Census, Patients Served,  
And New Admissions by Type of Nursing Home and Year  
All as of December 31, 1961-2005

<u>Item and Type of Institution</u>	<u>1961</u>	<u>1962</u>	<u>1963</u>	<u>1964</u>	<u>1965</u>
Counties with Institutions on December 31	36	36	39	39	39
Institutions on December 31:	96	97	102	99	93
Intensive Nursing Care	*	*	*	*	*
Skilled Nursing Care	*	*	*	*	*
Intermediate Nursing Care	*	*	*	*	*
Bed Count on December 31:	2,626	2,699	2,797#	2,811#	2,853
Intensive Nursing Care	*	*	*	*	*
Skilled Nursing Care	*	*	*	*	*
Intermediate Nursing Care	*	*	*	*	*
Patients on December 31:	1,958	2,107	2,221#	2,349	2,382
Intensive Nursing Care	*	*	*	*	*
Skilled Nursing Care	*	*	*	*	*
Intermediate Nursing Care	*	*	*	*	*
Patients Served during Year:	3,702	4,025	4,063#	4,259#	4,234
Intensive Nursing Care	*	*	*	*	*
Skilled Nursing Care	*	*	*	*	*
Intermediate Nursing Care	*	*	*	*	*
New Admissions During Year:	2,002	2,081	1,977#	2,084#	1,981
Intensive Nursing Care	*	*	*	*	*
Skilled Nursing Care	*	*	*	*	*
Intermediate Nursing Care	*	*	*	*	*

\* Institutions were not classified by type until 1966.

# Excludes beds or patients in one home for which no information was available.

Table I

1961-2005 Continued

Item and Type of Institution	1966	1967	1968	1969	1970
Counties with Institutions on December 31:	37	40	42	47	51
Institutions on December 31:	64	69	83	94	104
Intensive Nursing Care	2	2	2	3	2
Skilled Nursing Care	19	33	51	63	72
Intermediate Nursing Care	43	34	30	28	30
Bed Count on December 31:	2,838	3,230	4,314	5,334	6,126
Intensive Nursing Care	140	141	171	275	167
Skilled Nursing Care	957	1,848	3,008	3,954	4,736
Intermediate Nursing Care	1,741	1,241	1,135	1,105	1,223
Patients on December 31:	2,202	2,809	3,642	4,064	4,995
Intensive Nursing Care	47	98	115	160	91
Skilled Nursing Care	648	1,631	2,592	2,971	3,861
Intermediate Nursing Care	1,507	1,080	935	933	1,043
Patients Served during Year:	3,846	5,610	7,759	9,806	11,059
Intensive Nursing Care	90	302	527	590	450
Skilled Nursing Care	1,138	3,502	5,756	7,791	9,012
Intermediate Nursing Care	2,618	1,806	1,476	1,425	1,597
New Admissions During Year:	1,894	3,455	4,956	6,194	7,016
Intensive Nursing Care	67	249	429	475	379
Skilled Nursing Care	620	2,497	4,029	5,198	6,089
Intermediate Nursing Care	1,207	709	498	521	548

Table I

1961-2005 Continued

Item and Type of Institution	1971	1972	1973	1974	1975
Counties with Institutions on December 31:	52	53	54	60	61
Institutions on December 31:	109	112	114	126	130
Intensive Nursing Care	1	1	1	1	1
Skilled Nursing Care	73	79	84	99	102
Intermediate Nursing Care	35	32	29	26	27
Bed Count on December 31:	6,710	7,072	7,346	8,159	8,821
Intensive Nursing Care	63	64	64	64	41
Skilled Nursing Care	4,925	5,426	5,901	6,792	7,308
Intermediate Nursing Care	1,722	1,582	1,381	1,303	1,472
Patients on December 31:	5,859	5,866	6,980	7,737	8,384
Intensive Nursing Care	37	31	32	30	36
Skilled Nursing Care	4,263	4,953	5,667	6,502	6,968
Intermediate Nursing Care	1,559	1,444	1,281	1,205	1,380
Patients Served during Year:	11,775	11,460	12,382	13,572	14,130
Intensive Nursing Care	82	55	64	65	64
Skilled Nursing Care	9,348	9,222	10,441	11,728	12,032
Intermediate Nursing Care	2,345	2,183	1,877	1,779	2,034
New Admissions During Year:	6,898	5,667	5,923	6,345	6,559
Intensive Nursing Care	43	18	33	33	34
Skilled Nursing Care	6,020	4,868	5,260	5,751	5,600
Intermediate Nursing Care	835	781	630	561	925



Table I

1961-2005 Continued

Item and Type of Institution	1976	1977	1978	1979	1980
Counties with Institutions on December 31:	63	66	67	67	68
Institutions on December 31:	146	151	158	163&	165
Intensive Nursing Care	1	0	0	0	0
Skilled Nursing Care	110	116	126	130	128
Intermediate Nursing Care	35	35	32	32	37
Bed Count on December 31:	10,393	11,220	12,399	13,417	14,038
Intensive Nursing Care	41	0	0	0	0
Skilled Nursing Care	8,046	8,763	9,946	10,920	11,032
Intermediate Nursing Care	2,306	2,457	2,453	2,497	3,006
Patients on December 31:	9,740	10,600	11,760+	12,812	13,093*
Intensive Nursing Care	35	0	0	0	0
Skilled Nursing Care	7,665	8,357	9,531	10,474	10,631
Intermediate Nursing Care	2,040	2,243	2,229	2,338	2,462
Patients Served during Year:	15,941	17,161	18,881+	19,925	19,721*#
Intensive Nursing Care	51	0	0	0	0
Skilled Nursing Care	12,790	13,936	15,728	16,724	16,319
Intermediate Nursing Care	3,100	3,225	3,153	3,201	3,402
New Admissions During Year:	7,649	7,478	8,432+	8,148	7,185*#
Intensive Nursing Care	15	0	0	0	0
Skilled Nursing Care	5,916	6,156	7,180	6,970	5,867
Intermediate Nursing Care	1,718	1,322	1,252	1,178	1,318

& - Excludes patients in three facilities for which no information was available.

+ - In the original 1979 report four facilities which closed during the year were inadvertently included.

\* - Excludes patients in two facilities for which no information was available.

# - Includes patients from one facility which closed during the year.

Table I

1961-2005 Continued

Item and Type of Nursing Home	1981	1982	1983	1984
Counties with Nursing Homes on December 31:	72	72	72	72
Nursing Homes on December 31:	163	165	167	170
Skilled Nursing Care	32	32	32	35
Intermediate Nursing Care	29	27	28	31
Skilled/Intermediate	102	106	107	104
Bed Count on December 31:	13,455	13,793	14,091	14,171
Skilled Nursing Care	2,122	2,285	2,290	2,435
Intermediate Nursing Care	1,730	1,659	1,778	2,021
Skilled/Intermediate	9,603	9,849	10,023	9,715
Patients on December 31:	12,961	13,456	13,807	13,796
Skilled Nursing Care	1,998	2,236	2,227	2,356
Intermediate Nursing Care	1,636	1,586	1,640	1,906
Skilled/Intermediate	9,327	9,634	9,940	9,534
Patients Served During the Year:	19,753	19,866	19,813	20,904
Skilled Nursing Care	3,401	3,524	3,348	3,927
Intermediate Nursing Care	2,453	2,387	2,361	2,945
Skilled/Intermediate	13,899	13,955	14,104	14,032
New Admissions During the Year:	7,573	6,831	6,351	7,214
Skilled Nursing Care	1,408	1,315	1,111	1,700
Intermediate Nursing Care	904	853	857	1,099
Skilled/Intermediate	5,261	4,663	4,383	4,415

Table I

1961-2005 Continued

Item and Type of Nursing Home	1985	1986	1987	1988	1989
Counties with Nursing Homes on December 31:	71	72	72	73	74
Nursing Homes on December 31:	174	182	189	163	172
Skilled Nursing Care	37	47	65	35	38
Intermediate Nursing Care	36	44	47	21	21
Skilled/Intermediate	101	91	77	107	113
Bed Count on December 31:	14,472	14,613	14,763	14,949	15,450
Skilled Nursing Care	2,637	3,281	4,813	4,451	4,012
Intermediate Nursing Care	2,216	2,990	2,736	2,816	2,408
Skilled/Intermediate	9,619	8,342	7,214	7,682	9,030
Patients on December 31:	14,047	14,128	14,303	14,524	14,867
Skilled Nursing Care	2,522	3,122	4,668	4,310	3,779
Intermediate Nursing Care	2,063	2,831	2,586	2,740	2,319
Skilled/Intermediate	9,462	8,175	7,049	7,474	8,769
Patients Served During the Year:	21,142	21,680	21,695	21,684	22,220
Skilled Nursing Care	4,423	5,649	8,120	7,327	6,518
Intermediate Nursing Care	3,089	4,295	3,638	3,842	3,162
Skilled/Intermediate	13,630	11,736	9,937	10,515	12,540
New Admissions During the Year:	7,324	7,683	7,614	7,475	7,696
Skilled Nursing Care	1,949	2,487	3,173	3,019	2,806
Intermediate Nursing Care	1,126	1,526	1,419	1,163	871
Skilled/Intermediate	4,249	3,670	3,022	3,293	4,019

Table I

1961-2005 Continued

Item and Type of Nursing Home	1990	1991	1992	1993
Counties with Nursing Homes on December 31:	74	77	77	78
Nursing Homes on December 31:	166	170	173	173
Bed Count on December 31:	15,322	15,768	16,051	16,251
Patients on December 31:	15,000	15,374	15,693	15,781
Patients Served During the Year:	21,923	22,126	22,084	23,007
New Admissions During the Year:	7,344	7,121	6,713	7,361
Live Discharges During the Year:	3,864	3,842	3,486	4,140
Deaths During the Year:	3,059	2,910	2,905	3,086
Patient Days During the Year:	5,397,817	5,512,559	5,682,504	5,703,676

Table I

1961-2005 Continued

Item and Type of Nursing Home	1994	1995	1996	1997
Counties with Nursing Homes on December 31:	79	79	79	79
Nursing Homes on December 31:	174	175*	179	179
Bed Count on December 31:	16,371	16,531	17,208	17,335
Patients on December 31:	15,942	15,897	16,326	16,576
Patients Served During the Year:	23,717	24,402	25,352	27,211
New Admissions During the Year:	8,008	8,545	9,423	10,957
Live Discharges During the Year:	4,568	5,285	5,677	7,144
Deaths During the Year:	3,207	3,220	3,349	3,491
Patient Days During the Year:	5,728,105	5,763,387	5,870,540	5,967,856

\*The Myrtles in Marion County did not submit a 1995 annual report.

Table I

1961-2005 Continued

Item and Type of Nursing Home	1998	1999	2000	2001
Counties with Nursing Homes on December 31:	79	79	80	81
Nursing Homes on December 31:	179*	181	189	193
Bed Count on December 31:	17,376	17,631	18,161	18,566
Patients on December 31:	16,508	16,588	16,504	16,720
Patients Served During the Year:	27,798	28,003	28,384	29,131
New Admissions During the Year:	11,280	11,460	11,798	12,632
Live Discharges During the Year:	7,670	7,729	7,923	8,532
Deaths During the Year:	3,620	3,686	3,957	3,879
Patient Days During the Year:	5,991,645	6,026,899	6,033,737	6,039,511

\*Crawford Nursing Home in Hinds County is not included.

Table I

1961-2005 Continued

Item and Type of Nursing Home	2002	2003	2004	2005
Counties with Nursing Homes on December 31:	81	81	81	81
Nursing Homes on December 31:	199	198	200	200
Bed Count on December 31:	18,896	18,961	19,099	18,888
Patients on December 31:	16,619	16,827	16,893	16,907
Patients Served During the Year:	29,465	29,803	30,247	32,023
New Admissions During the Year:	12,767	13,192	13,445	15,389
Live Discharges During the Year:	8,801	8,883	9,348	10,881
Deaths During the Year:	4,045	4,093	4,006	4,235
Patient Days During the Year:	6,039,599	6,121,195	6,169,105	6,169,105

Table II

ICF/MR, Bed Count, Patient Census, Patients Served,  
And New Admissions as of December 31, 1981-2005

	1981	1982	1983	1984
Counties with ICF/MRs on December 31:	10	10	10	10
ICF/MRs on December 31:	13	14	14	14
Bed Count on December 31:	1,338	1,577	1,582	1,582
Patients on December 31:	1,294	1,518	1,553	1,556
Patients Served During the Year:	1,503	1,791	1,812	1,771
New Admissions During the Year:	511	497	289	218

Table II

1981-2005 Continued

	1985	1986	1987	1988	1989
Counties with ICF/MRs on December 31:	9	9	9	9	9
ICF/MRs on December 31:	13	13	12	12	12
Bed Count on December 31:	1,565	1,572	1,622	1,622	1,622
Patients on December 31:	1,526	1,546	1,559	1,570	1,587
Patients Served During the Year:	1,759	1,824	1,832	1,820	1,850
New Admissions During the Year:	225	297	286	260	280

Table II  
1981-2005 Continued

	1990	1991	1992	1993
Counties with ICF/MRs on December 31:	9	9	9	9
ICF/MR Facilities on December 31:	12	12	12	12
Bed Count on December 31:	1,876	1,856	1,856	1,970
Patients on December 31:	1,820	1,798	1,815	1,931
Patients Served During the Year:	2,110	2,025	1,977	2,124
New Admissions During the Year:	292	205	179	309
Live Discharges During the Year:	281	215	143	176
Deaths During the Year:	9	12	19	19
Patient Days During the Year:	655,672	644,383	656,806	690,919

Table II  
1981-2005 Continued

	1994	1995	1996	1997
Counties with ICF/MRs on December 31:	9	9	9	9
ICF/MR Facilities on December 31:	12	12	12	13
Bed Count on December 31:	2,065	2,131	2,225	2,409
Patients on December 31:	2,020	2,109	2,190	2,335
Patients Served During the Year:	2,202	2,321	2,394	2,775
New Admissions During the Year:	271	301	285	514
Live Discharges During the Year:	164	186	174	406
Deaths During the Year:	18	26	30	34
Patient Days During the Year:	717,814	757,021	772,670	834,604

Table II  
1981-2005 Continued

	1998	1999	2000	2001
Counties with ICF/MRs on December 31:	9	9	9	9
ICF/MR Facilities on December 31:	13	13	13	13
Bed Count on December 31:	2,480	2,538	2,611	2,639
Patients on December 31:	2,409	2,484	2,484	2,581
Patients Served During the Year:	2,665	2,740	2,881	2,930
New Admissions During the Year:	329	331	397	380
Live Discharges During the Year:	218	223	279	307
Deaths During the Year:	39	33	52	42
Patient Days During the Year:	834,604	893,381	925,759	936,510

Table II  
1981-2005 Continued

	2002	2003	2004	2005
Counties with ICF/MRs on December 31:	9	9	9	9
ICF/MR Facilities on December 31:	13	13	13	13
Bed Count on December 31:	2,639	2,709	2,724	2,724
Patients on December 31:	2,584	2,651	2,652	2,683
Patients Served During the Year:	2,843	2,984	2,946	2,983
New Admissions During the Year:	262	400	295	331
Live Discharges During the Year:	213	286	246	300
Deaths During the Year:	46	47	48	35
Patient Days During the Year:	947,384	956,344	968,455	976,771



Table III

Psychiatric Residential Treatment Facility Bed count, Patient Census,  
Patients Served, and New Admissions as of December 31, 1994-2005

	1994	1995	1996
Counties with Psy/Res Treatment Fac. on December 31:	2	4	4
Psy/Res Treatment Fac. on December 31:	2	4	4
Bed Count on December 31:	88	158	147
Patients on December 31:	107	111	98
Patients Served During the Year:	170	234	385
New Admissions During the Year:	73	147	274
Live Discharges During the Year:	63	123	287
Deaths During the Year:	0	0	0
Patient Days During the Year:	8,038	35,103	40,344

Table III

1994-2005 Continued

	1997	1998	1999
Counties with Psy/Res Treatment Fac. on December 31:	5	5	4
Psy/Res Treatment Fac. on December 31:	5	5	4
Bed Count on December 31:	177	196	166
Patients on December 31:	135	160	142
Patients Served During the Year:	480	758	476
New Admissions During the Year:	382	391	332
Live Discharges During the Year:	345	367	334
Deaths During the Year:	0	0	0
Patient Days During the Year:	44,965	58,569	51,160

Table III  
1994-2005 Continued

	2000	2001	2002
Counties with Psy/Res Treatment Fac. on December 31:	5	4	5
Psy/Res Treatment Fac. on December 31:	5	4	5
Bed Count on December 31:	203	173	208
Patients on December 31:	184	165	195
Patients Served During the Year:	575	546	626
New Admissions During the Year:	433	382	448
Live Discharges During the Year:	391	381	431
Deaths During the Year:	0	0	0
Patient Days During the Year:	61,928	60,549	67,826

Table III  
1994-2005 Continued

	2003	2004	2005
Counties with Psy/Res Treatment Fac. on December 31:	6	7	7
Psy/Res Treatment Fac. on December 31:	6	7	7
Bed Count on December 31:	256	310	330
Patients on December 31:	221	247	276
Patients Served During the Year:	653	729	857
New Admissions During the Year:	475	534	611
Live Discharges During the Year:	432	482	532
Deaths During the Year:	0	0	0
Patient Days During the Year:	67,871	76,816	98,422

Table IV

Personal Care Homes, Bed Count, Patient Census, Patients Served,  
And New Admissions as of December 31, 1966-2005

	1966	1967	1968	1969	1970
Counties with Personal Care Homes on December 31:	14	13	12	12	11
Institutions on December 31:	22	18	16	15	12
Bed Count on December 31:	324	277	223	207	165
Patients on December 31:	280	235	197	175	150
Patients Served during Year:	597	510	476	248	187
New Admissions During Year:	314	294	277	74	43
Live Discharges During Year:	92	51	44	65	35
Deaths During Year:	24	28	9	8	2
Inpatient Days During Year:	103,270	72,283	60,085	63,003	52,363

Table IV

## 1966-2005 Continued

	1971	1972	1973	1974	1975
Counties with Personal Care Homes on December 31:	12	12	11	N/A	N/A
Institutions on December 31:	13	13	12	8	9
Bed Count on December 31:	266	272	252	167	189
Patients on December 31:	208	201	168	105	111
Patients Served during Year:	263	243	221	130	137
New Admissions During Year:	43	36	29	19	16
Live Discharges During Year:	42	31	42	19	21
Deaths During Year:	13	11	11	6	5
Inpatient Days During Year:	74,455	74,052	66,930	N/A	N/A

Table IV

1966-2005 Continued

	1976	1977	1978	1979	1980
Counties with Institutions on December 31:	9	7	8	N/A	8
Institutions on December 31:	9	9	9	9	11
Bed Count on December 31:	187	199	161	155	177
Patients on December 31:	110	121	107	112	139
Patients Served During Year:	135	159	135	130	188
New Admissions During Year:	24	39	22	20	54
Live Discharges During Year:	21	35	27	11	40
Deaths During Year:	4	3	1	7	9
Inpatient Days During Year:	N/A	N/A	40,528	39,064	47,006

Table IV

1966-2005 Continued

	1981	1982	1983	1984	1985
Counties with Personal Care Homes on December 31:	6	7	11	15	16
Personal Care Homes on December 31:	14	18	33	41	48
Bed Count on December 31:	193	293	509	617	782
Patients on December 31:	168	240	421	493	605
Patients Served During the Year:	N/A	294	586	720	936
New Admissions During the Year:	N/A	152	337	296	452
Live Discharges During the Year:	N/A	52	155	217	318
Deaths During the Year:	N/A	2	12	10	15
Inpatient Days During Year:	N/A	60,376	113,243	171,367	199,945

Table IV

1966-2005 Continued

	1986	1987	1988	1989	1990
Counties with Personal Care Homes on December 31:	24	24	26	28	33
Personal Care Homes on December 31:	65	70	76	79	89
Bed Count on December 31:	1,064	1,206	1,339	1,476	1,745
Patients on December 31:	732	906	974	1,041	1,229
Patients Served During the Year:	1,173	1,415	1,510	1,610	1,907
New Admissions During the Year:	572	733	626	713	890
Live Discharges During the Year:	425	471	504	542	636
Deaths During the Year:	17	39	32	27	44
Patient Days During Year:	234,613	291,609	332,713	359,511	401,147

Table IV

1966-2005 Continued

	1991	1992	1993	1994	1995
Counties with Personal Care Homes on December 31:	36	37	40	39	43
Personal Care Homes on December 31:	102	111	124	128	140
Bed Count on December 31:	2,005	2,302	2,477	2,490	2,710
Patients on December 31:	1,420	1,665	1,859	1,798	1,976
Patients Served During the Year:	2,285	2,567	2,825	2,910	3,090
New Admissions During the Year:	1,036	1,123	1,227	1,273	1,353
Live Discharges During the Year:	795	824	873	990	1,014
Deaths During the Year:	70	78	93	122	100
Patient Days During the Year:	486,542	563,430	608,894	592,642	657,255

Table IV

1966-2005 Continued

	1996	1997	1998	1999	2000
Counties with Personal Care Homes on December 31:	50	51	33	56	53
Personal Care Homes on December 31:	153	159	89	194	203
Bed Count on December 31:	2,856	3,392	1,745	4,710	5,013
Patients on December 31:	1,821	2,242	1,229	3,074	3,360
Patients Served During the Year:	2,950	3,439	1,907	4,569	5,028
New Admissions During the Year:	1,229	1,544	890	2,115	2,045
Live Discharges During the Year:	990	1,040	636	1,265	1,413
Deaths During the Year:	139	158	44	230	260
Patient Days During the Year:	620,742	643,081	401,147	713,486	789,382

Table IV

1966-2005 Continued

	2001	2002	2003	2004
Counties with Personal Care Homes on December 31:	57	56	56	56
Personal Care Homes on December 31:	190	194	180	173
Bed Count on December 31:	4,826	4,783	4,700	4,731
Patients on December 31:	3,191	3,552	3,473	3,582
Patients Served During the Year:	5,174	5,349	5,275	5,316
New Admissions During the Year:	1,983	1,976	1,879	1,990
Live Discharges During the Year:	1,462	1,423	1,388	1,346
Deaths During the Year:	334	374	378	388
Patient Days During the Year:	917,944	956,586	995,100	1,072,666

Table IV

1966-2005 Continued

2005

---

Counties with Personal Care Homes

on December 31:	57
Personal Care Homes on December 31	175
Bed Count on December 31:	4,842
Patients on December 31:	3,761
Patients Served During the Year:	5,594
New Admissions During the Year:	2,172
Live Discharges During the Year:	1,369
Deaths During the Year:	464
Patient Days During the Year:	1,149,543





Nursing Facility Beds by County 1998-2008

Facility	1998	2008
<b>Total</b>	<b>17,376</b>	<b>19,021</b>
Adams County	274	259
Adams County Nursing Center	120	105
Crown Health & Rehab Natchez	58	58
Glenburney Nursing Home	96	96
Alcorn County	264	264
Cornerstone Health & Rehab	95	95
Mississippi Care Center of Alcorn County	125	125
Whitfield Nursing Home	44	44
Amite County		
Liberty Community Living Center		80
Attala County	270	270
Attala County Nursing Center	120	120
Mississippi State Veterans Home Kosciusko	150	150
Benton County		
Briar Crest Extended Care	60	60
Bolivar County	410	350
Bolivar Medical Center LTC	35	35
Cleveland Nursing & Rehab Center	120	120
Joy Health & Rehab Cleveland	75	75
Oak Grove Retirement Home	60	60
Shelby Nurisng & Rehab Center	120	60
Calhoun County	148	155
Bruce Community Living Center	28	35
Calhoun Health Services Nursing Home	120	120
Carroll County		
Vaiden Community Living Center		60
Chickasaw County	132	139
Floy Dyer Manor	66	66
Shearer Richardson Memorial Nursing Home	66	73
Choctaw County		
Choctaw County Nursing Center	68	73
Claiborne County		
Claiborne County Senior Care	73	77
Clarke County	133	
H.C. Watkins Memorial Hospital	13	
Lakeside Living Center	120	120
Clay County	180	180
Dugan Memorial Home	60	60
West Point Community Living Center	120	120

Nursing Facility Beds by County 1998-2008

Facility	1998	2008
Coahoma County	206	178
Clarksdale Nursing Center	120	112
Greenbough Nursing Center	66	66
Northwest MS Reg Med Center ECF	20	
Copiah County		180
Copiah Living Center		60
Pine Crest Guest Home	120	120
Covington County	210	210
Covington County Nursing Center	60	60
Mississippi State Veterans Home Collins	150	150
DeSoto County	240	320
DeSoto Healthcare Center	120	120
Golden Living of Southaven	120	140
Landmark of DeSoto		60
Forrest County	656	486
Bedford Alzheimers Care Center		20
Bedford Care Center of Hattiesburg	192	162
Bedford Care Center Monroe Hall		60
Bedford Care Center of Petal	60	60
Conva-Rest Northgate	220	
Hattiesburg Convalescent Center	184	184
Franklin County		
Meadville Convalescent Home	60	60
George County		
GlenOaks Nursing Center	60	60
Greene County	120	120
Brookwood Manor Nursing Center	60	60
Greene Rural Health Center	60	60
Grenada County	257	257
Grace Health & Rehab Grenada	137	137
Grenada Living Center	120	120
Hancock County	209	192
Dunbar Village	60	60
Hotel Reed Nursing Center	89	
Woodland Village Nursing Center	69	132
Harrison County	811	796
Biloxi Community Living Center	240	240
The Boyington	120	180
Dixie White House Nursing Home	60	60
Driftwood Nursing Center	151	151
Greenbriar Nursing Center		60
Lakeview Nursing Center	60	105
Miramar Lodge Healthcare Facility	180	

Nursing Facility Beds by County 1998-2008

Facility	1998	2008
Hinds County	1,392	1,577
Belhaven Senior Care	60	60
Care Center of Clinton	121	121
Chadwick Nursing & Rehab Center	102	102
Community Place	60	60
Comperes Nursing Home	60	60
Cottage Grove Nursing Home	120	120
Forest Hill Nursing Center	*	87
Hinds County Nursing & Rehab Center	119	119
Lakeland Nursing & Rehab	105	105
Magnolia Senior Care	60	60
Manhattan Nursing & Rehab Center	180	180
Mississippi State Veterans Home Jackson	150	150
Pleasant Hills Community Living Center	120	120
Trinity Mission Health & Rehab Clinton	135	145
Willow Creek Retirement Center		88
*License revoked during 1998.		
Holmes County	126	148
Holmes County Long Term Care Center	60	80
Lexington Manor Senior Care	66	68
Humphreys County		
Humphreys County Nursing Center	60	60
Itawamba County	190	196
Courtyards	60	66
The Meadows of Fulton	130	130
Jackson County	451	528
Ocean Springs Nursing Center	105	115
Plaza Community Living Center	120	120
River Chase Village		60
Singing River Rehab & Nursing	160	160
Sunplex Subacute Center	66	73
Jasper County		
Jasper County Nursing Home	104	110
Jefferson County		
Jefferson County Nursing Home	55	60
Jeff Davis County		
Jefferson Davis Community Hospital	60	60
Jones County	372	438
Care Center of Laurel	130	130
ComfortCare Nursing Home	60	126
Jones County Rest Home	122	122
Laurelwood Community Living Center	60	60
Kemper County	79	
Kemper Community Hospital	19	
Mississippi Care Center of DeKalb	60	60

Nursing Facility Beds by County 1998-2008

Facility	1998	2008
Lafayette County	330	330
Graceland Care Center of Oxford	180	180
Mississippi State Veterans Home Oxford	150	150
Lamar County		180
Oxford Health & Rehab Center	120	120
Windham House of Hattiesburg		60
Lauderdale County	801	700
Beverly Living Center Meridian	120	120
Guardian Angel Healthcare	109	*
Meridian Community Living Center	58	58
The Oaks Rehab & Health Care	82	82
Poplar Springs Nursing Center	120	130
Queen City Nursing Center	84	84
Reginald P White Nursing Facility	228	226
*Didn't submit a report for 2008		
Lawrence County		
Lawrence County Nursing Center	60	60
Leake County	143	143
Beverly Living Center Carthage	99	99
Leake Memorial ECF	44	44
Lee County	477	487
Baldwyn Nursing Facility	97	107
Cedars Health Center	140	140
Goldenliving Center Eason	120	120
Tupelo Nursing & Rehab Center	120	120
Leflore County	410	410
Crystal Health & Rehab of Greenwood	110	110
Golden Age Nursing Home	180	180
Riverview Nursing & Rehab Center	120	120
Lincoln County	305	320
Countrybrook Living Center	121	121
Goldenliving Center Brook Manor	58	58
Haven Hall Healthcare Center	66	81
Silver Cross Home	60	60
Lowndes County	240	380
Aurora Australis Lodge	120	120
Trinity Healthcare Center	60	60
Vineyard Court Nursing Center	60	60
Windsor Place Nursing & Rehab		140
Madison County	240	455
The Arbor		60
Highland Home		120
Madison County Nursing Home	60	95
The Nichols Center	60	60
St Catherine's Village Siena Center	120	120

Nursing Facility Beds by County 1998-2008

Facility	1998	2008
Marion County	266	297
The Grove	66	80
The Myrtles Nursing Center	81	98
Song Health & Rehab of Columbia	119	119
Marshall County		180
Trinity Mission Health & Rehab Great Oaks		60
Trinity Mission Health & Rehab Holly Springs	120	120
Monroe County	240	332
Care Center of Aberdeen	120	120
Goldenliving Center Amory	120	152
River Place Nursing Center		60
Montgomery County		
Winona Manor	120	120
Neshoba County	298	328
Choctaw Residential Center	120	120
Hilltop Mississippi Healthcare	60	60
Neshoba County Nursing Home	118	148
Newton County		180
Bedford Care Center of Newton	120	120
J G Alexander Nursing Center		60
Noxubee County		
Noxubee County Nursing Home	60	60
Oktibbeha County		179
Carrington Nursing Center		60
Starkville Manor	119	119
Panola County	190	190
Goldenliving Center Batesville	130	130
Sardis Community Nursing Home	60	60
Pearl River County	186	246
Covenant Health & Rehab Picayune	120	120
Pearl River County Nursing Home	66	126
Perry County		
Perry County Nursing Center	66	60
Pike County	265	315
Camellia Estates		30
McComb Extended Care	145	145
McComb Nursing Rehab Center	120	140
Pontotoc County	164	164
Graceland Care Center of Pontotoc	60	60
Pontotoc Nursing Home	44	44
Sunshine Health Care	60	60

Nursing Facility Beds by County 1998-2008

Facility	1998	2008
Prentiss County		144
The Landmark Nursing & Rehab		80
Longwood Community Living Center	64	64
Quitman County		
Quitman County Nursing Home	60	60
Rankin County	742	981
Brandon Court		100
Brandon Nursing & Rehab Center	230	230
Briar Hill Rest Home	60	60
Jaquith Nursing Home Adams Inn	742	133
Jaquith Nursing Home Jaquith Inn		87
Jaquith Nursing Home Jefferson Inn		86
Jaquith Nursing Home Madison Inn		85
Jaquith Nursing Home Monroe Inn		88
Methodist Specialty Care Center		60
Wisteria Gardens		52
Scott County	150	140
Lackey Convalescent Home	30	20
Mississippi Care Center of Morton	120	120
Sharkey County		
Heritage Manor Rolling Fork	60	54
Simpson County	180	180
Bedford Care Center of Mendenhall	60	60
Hillcrest Nursing Center	120	120
Smith County		
Rolling Acres Retirement Center	121	121
Stone County		208
Azalea Gardens Nursing Center	149	149
Stone County Nursing & Rehab Center		59
Sunflower County	216	244
Liberty Health & Rehab of Indiana	75	75
Ruleville Nursing & Rehab Center	99	109
Walter B Crook Nursing Facility	42	60
Tallahatchie County		
Tallahatchie General Hosp ECF	61	68
Tate County		
Senatobia Convalescent Center	120	120
Tippah County	220	240
Goldenliving Center Ripley	120	140
Rest Haven Nursing Home	60	60
Tippah County Nursing Home	40	40

Nursing Facility Beds by County 1998-2008

Facility	1998	2008
Tishomingo County	186	178
Tishomingo Community Living Center	66	73
Tishomingo Manor	120	105
Tunica County		
Tunica Nursing Home	60	60
Union County		180
Graceland Care Center New Albany	120	120
Union County Health & Rehab		60
Walthall County	126	137
Billdora Senior Care	66	77
Goldenliving Center Tylertown	60	60
Warren County	411	380
Covenant Health & Rehab Vicksburg	120	120
Heritage House Nursing Center	60	60
River Region Skilled Nursing Facility	31	
Shady Lawn Nursing Center	100	100
Vicksburg Convalescent Home	100	100
Washington County	356	356
Arnold Avenue Nursing Home	60	60
Autumn Leaves Nursing Home	60	60
Legacy Manor Nursing & Rehab	120	60
Mississippi Care Center of Greenville	116	116
Washington Care Center		60
Wayne County		
Pine View Health Care Center	81	90
Webster County	132	155
Goldenliving Center Eupora	99	119
Webster Health Services	33	36
Wilkinson County		
Wilkinson County Senior Care	105	105
Winston County	180	180
Louisville Healthcare	60	60
Winston County Nursing Home	120	120
Yalobusha County		
Yalobusha County Nursing Home	65	120
Yazoo County	221	221
Martha Coker Home	41	41
Oasis Health & Rehab of Yazoo City	180	180

ICF/MR Beds by County 1998-2008

Facility	1998	2008
<b>Total</b>	<b>2,480</b>	<b>2,765</b>
Coahoma County Delta Manor ICF/MR	132	132
Harrison County South Mississippi Regional Center	240	260
Jones County Clover Circle ICF/MR	651	712
Hillside ICF/MR	162	197
P D Cotten ICF/MR	138	138
Pecan Grove ICF/MR	94	94
	257	283
Lafayette County Woodlane ICF/MR	390	491
Lincoln County Lincoln Residential Center	140	140
Madison County Canton Manor	132	152
Son Valley		132
		20
Oktibbeha County Rolling Hills Development Center	132	140
Rankin County Hudspeth Regional Center	355	415
Simpson County Millcreek	308	323
W L Jaquith ICF/MR	118	125
	190	198



Psychiatric Residential Treatment Facility Beds by County 1998-2008

	1998	2008
<b>Total</b>	<b>196</b>	<b>330</b>
DeSoto County Parkwood Behavioral Health System	40	40
Harrison County BHC Sand Hill Hospital Specialized Treatment Facility	30 48	
Hinds County Cares Center	30	44
Lauderdale County The Crossings	60	
Pontotoc County Millcreek of Pontotoc	51	
Simpson County Millcreek Psy Res Treatment Center	66	57
Winston County Diamond Grove Center	30	30

Personal Care Home Licensed Beds 1998-2008

	1998	2008
<b>Total</b>	<b>3,860</b>	<b>5,047</b>
Adams County	69	60
Arnolds Personal Care Home	16	14
Magnolia House	53	46
Alcorn County		69
Country Cottage		29
Dogwood of Corinth	24	40
Attala County	21	40
Atwood Personal Care Home #1	7	9
Atwood Personal Care Home #2	14	31
Benton County		
Cedarbrook Personal Care Home		24
Oak Hill Personal Care Home	39	
Bolivar County		149
Cleveland Personal Care Home Residential Living		95
Cornerstone Personal Care Home	16	16
Indywood Estate Personal Care Home		38
Calhoun County		
Bruce Community Living Center	20	20
Chickasaw County		
Fern Brooke Personal Care Home	10	24
Choctaw County		
Box Personal Care Home	5	
Brooklyn Hall Personal Care Home		14
Clarke County	41	
Golden Meadow	23	20
H.C. Watkins Memorial Hospital	5	
Magnolia Plantation Easy Living	13	
Clay County	28	28
Fondern's Personal Care Home	7	7
Waverly Care Home	21	21
Coahoma County		
Flowers Glen Personal Care	26	36
Covington County		
Covington Ridge	29	36
DeSoto County		139
Hermitage Gardens of Southaven		59
Olive Grove Terrace		50
Wesley Meadows Retirement Community	30	30

Personal Care Home Licensed Beds 1998-2008

	1998	2008
Forrest County	127	182
The Arlington	72	
Country Comfort		16
Evergreen	18	
Hartford Place	20	20
Jamison Personal Care Home	10	
Loyalton of Hattiesburg		90
Pine Meadow Alzheimer Special		56
TLC Personal Care Home	7	
Franklin County		
The Plantation House	30	
George County	50	24
Benndale Personal Care Home	10	
George County Retirement Center	10	
Ramsey Springs Village	13	
Silvercrest Personal Care	9	
Smith Manor	8	14
Sparrow Hills		10
Grenada County	78	58
Graceland of Grenada	36	38
Graceland of Grenada North	36	20
Stanford House Personal Care Home	6	
Hancock County	44	12
Country Living Too PCH	9	
Dunbar Village Assisted Living		10
Dunbar Village Courtyard	35	
Woodland Village Nursing Center		2
Harrison County	118	179
Alpha Personal Care Home	14	
Chapman Oaks	20	15
Dorchester West Personal Care	23	
Greenbriar Personal Care		6
Jackson's Personal Care Home	11	
Lakeview Nursing Center		10
Lemoyne Place Assisted Living		34
Loyalton of Biloxi		105
Seashore Personal Care Home	50	
Shepherd House		9
Hinds County	298	340
Alpha Omega Personal Care	13	13
Ann's Personal Care	18	
Autumn Light	23	23
Central Mississippi Personal Care Home	13	13
Community Welfare & Health Center	14	14
Eldercare Personal Care Home	11	
Erie Street Personal Care Home	5	11
F & K Personal Care Home	4	
Gena's Four Seasons Personal Care Home	9	8

Personal Care Home Licensed Beds 1998-2008

	1998	2008
Izora's Personal Care Home	12	12
Lou's Personal Care Home	6	
Love & Gracious Personal Care Home		5
McAllisters Personal Care Home	12	11
Mom & Daughter Personal Care Home		13
Moore Personal Care Home	6	
North Grove Assisted Living	34	34
Parker's Personal Care Home	16	16
Pope Personal Care Home	6	5
R&R Personal Care Home	10	
Ramsey's Personal Care Home	12	
Riggs Manor Retirement Community Assisted Living	32	56
St David Personal Care Home	5	8
Strickland's Personal Care Home	6	
T S Personal Care Home	10	10
Trace Pointe Assisted Living		88
Walker's Personal Care Home	8	
Emma Wheeler's Personal Care Home	8	
Wells Personal Care Home	5	
Holmes County		
Miss Bernice's House		16
University Hospital Nursing Center Durant	20	
Itawamba County		119
Countrywood Plantation Assisted		46
Daniel Assisted Living		27
Dogwood Plantation of Fulton		32
Phillips Personal Care Home	14	14
Jackson County	191	64
Alternative Personal Care Home		12
Bay Towers Personal Care	57	
Dorchester Arms, Inc.	34	
The Gardens		52
Gautier Personal Care	39	
Home Share of Ocean Springs	10	
Jackson County Personal Care Home	20	
Majestic Personal Care Home	20	
Restoration Adult Extended Care	11	
Jasper County		
Summerland Manor		48
Jones County	147	187
Alexander Milne Home for Women		56
ComfortCare Assisted Living		12
Cottonwood Manor	24	21
Magnolia Gardens Assisted Living	52	44
Northview Villa Personal Care	54	54
Stat Manor Personal Care	9	
The Village Care Home	8	

Personal Care Home Licensed Beds 1998-2008

	1998	2008
Lafayette County		154
Azalea Gardens	24	90
Hermitage Gardens of Oxford		64
Lamar County		176
Alden Pointe Assisted Living		45
Magnolia Place Personal Care Home		18
Provision Living at Hattiesburg		100
Windham House of Hattiesburg	62	13
Lauderdale County	266	183
Aldersgate Personal Care	60	58
Benchmark Health Care, Inc.	43	
McCoy Personal Care Home	15	15
Silverleaf Manor	148	110
Lawrence County		22
Heritage Manor Personal Care Home		12
Lawrence Country Personal Care Home		10
Leake County		
Madden Memories	39	
Lee County	231	391
Avonlea Assisted Living & Retirement		72
Dogwood Plantation	24	
Dogwood Plantation #2	24	
Dogwood Plantation #3	17	
Family Estates	10	
Magnolia Manor at Tupelo		122
Mitchell Center	60	60
Riverbirch Residence	11	30
Rosewood Residence	75	75
Samaritan Garden Personal Care Home		32
Sanders Personal Care Home	10	
Leflore County		74
Country Meadow Personal Care Home		12
Indywood Glen		62
Lincoln County	52	36
Haven Hall Healthcare Center	30	15
New Dawn		8
Serenity Personal Care Home	9	
Shady Oaks Home for the Elderly	13	13
Lowndes County	194	213
The Arrington	42	70
Cherub's Personal Care	10	13
Dale Personal Care Home, I	10	
Collegetree Personal Care Home	6	6
Golden Age Care Home	9	

Personal Care Home Licensed Beds 1998-2008

	1998	2008
Homeplace of Columbus	30	62
Lakewood Personal Care	7	
Quality Care Personal Care Home	18	
Trinity Place Personal Care	62	62
Madison County	419	327
Care and Love Personal Care	6	
Chateau Ridgeland Retirement Residence	45	
Christian Care Assisted Living	31	
Old Ladies Home Association	20	20
The Orchard Personal Care Home	61	61
Ridgeland Point Assisted Living	160	100
St Catherine's Village Campbell Cove	36	36
St Catherine's Village Marion Hall	60	60
Seasons		10
Willard F Bond Home		40
Marion County	101	19
Bar-Se1 Personal Care Home	11	11
The Grove Personal Care	10	8
Haven House	14	
The Myrtles Personal Care	37	
Sandy Hook Estate	14	
Star B Personal Care Rest Home	15	
Marshall County		
Christopher's Personal Care Home		46
Monroe County	56	95
Garden Suites Assisted Living		22
Magnolia Plantation	10	
Monroe County Rest Home	12	12
Oaktree Plantation	34	51
PressiCare		10
Neshoba County		34
Bee Hive Homes of Philadelphia		12
Neshoba County Nursing Home Personal Care	2	22
Newton County	56	64
Angel Personal Care Home	18	
Bee Hive Homes of Newton		13
Magnolia Residential Living Center	18	27
Woodland Court Personal Care Home	24	24
Noxubee County		25
Elderly Care Center	15	15
Oakwood Manor		10
Oktibbeha County	107	69
Cantrell's Personal Care Home	16	15
Country Care Personal Care Home	8	
Fulgham's Personal Care Home	22	
Maben Personal Care Home	13	

Personal Care Home Licensed Beds 1998-2008

	1998	2008
Montgomery Gardens Senior Living		36
O'Brian Personal Care Home	12	
TLC Home #1	10	
TLC Home #2	8	
Vickers Personal Care Home	18	18
Panola County		
Fairfield of Batesville		54
Pearl River County	109	117
Magnolia Personal Care	78	60
New Country Living Personal Care Home	14	14
Our Place Personal Care Home	12	12
Senior Retreat	5	
Shady Oaks of Carriere		11
Southern Pines Personal Care Home		20
Perry County		22
Community Development Assisted		12
Friends Personal Care Home		10
Pike County		98
Aston Court Retirement Community	35	50
Camellia Estates		48
Pontotoc	75	
Church Street Personal Care Home of Ecru	14	40
Heritage House Personal Care Home	10	
Windham House, Inc. Main Unit	40	
Windham House, Inc. North Unit	11	
Prentiss County	63	
The Landmark Community	40	40
Magnolia Bend Personal Care Home	23	
Rankin County	86	245
Brandon Court		6
Briar Hill Rest Home	4	2
Heritage House of Castlewoods		110
O'McDougle's Love & Care Home	11	
Peach Tree Village	71	71
Villa South		50
Wisteria Gardens		6
Scott County		
Bee Hive Homes of Forest		12
Simpson County	50	33
Bryants Residential Care Facility	21	21
The Castin Home, Inc.	15	
The Chateau Ray	14	
La Dora Acres		12

Personal Care Home Licensed Beds 1998-2008

	1998	2008
Smith County		
Meadow Ridge Personal Residence	10	
Stone County		
Stone County Nursing & Rehab Center		1
Sunflower County		52
Indywood	28	29
Ruleville Nursing & Rehab		11
Shirley's Personal Care Home		12
Tippah County		
Goldenliving Center Ripley		10
Tishomingo County	80	117
Carrington House		25
Southern Magnolia Estates	34	37
Southern Magnolia Estates II		18
Southern Magnolia Estates II B		37
Tishomingo Living Center	46	
Union County	70	84
Best Friends Personal Care Home	7	
Dogwood Plantation New Albany		24
Green Oak Manor	10	
Haven Hill	12	
Magnolia Place of New Albany	26	40
Rolling Hills Personal Care	15	
Sunshine Inn Assisted Living Home		20
Walthall County		
Billdora Personal Care Home	10	
Warren County	55	84
Belmont Gardens Personal Care Home		32
Belmont Place Personal Care Home		11
Heritage House Retirement Center	41	41
Lovin' Care Personal Care Home	14	
Washington County		103
Magnolia Gardens		48
Wellington Place of Greenville		55
Wayne County	70	57
Brookwood Villa	7	24
Magnolia Haven	9	
Personal Care Retirement Home	11	
Pine View Health Care Center	12	3
Southern Living Specialty Care	6	30
Soulangiana Place	9	
Southern Plantation Personal Care Home	8	
Total Care of Waynesboro	8	



Personal Care Home Licensed Beds 1998-2008

	1998	2008
Webster County		
Vickers Personal Care Home	13	13
Winston County		47
Bee Hive Homes of Louisville		16
Community Care Inn	7	
J.R.S. & J Adult Care Center		16
Lakeside Village Residential		15
Yalobusha County		
Yalobusha General Hospital & Nursing Home		2

## Licensed and Certified Long-Term Care Facilities

### Adams County

Adams County Nursing Center  
587 John R. Junkin Drive  
Natchez, Mississippi 39120  
Phone: 601-446-8426  
Fax: 601-446-8474  
Adams Community Care Center,  
Licensee  
Edward E. Crow, Administrator  
Non-profit  
Medicaid/Medicare  
Capacity: 105

Crown Health & Rehab of Natchez  
344 Arlington Avenue  
Natchez, Mississippi 39120  
Phone: 601-443-2433  
Fax: 601-443-9862  
Crown Health & Rehab of Natchez, Licensee  
Linda T. Crain, Administrator  
Proprietary  
Medicaid/Medicare  
Capacity: 58

Glenburney Nursing Home  
555 John R. Junkin Drive  
Natchez, Mississippi 39120  
Phone: 601-442-4395  
Fax: 601-442-0321  
Glenburney Healthcare, Licensee  
Amanda K. Floyd, Administrator  
Proprietary  
Medicaid/Medicare  
Capacity: 96

### Alcorn County

Cornerstone Health & Rehab of Corinth  
302 Alcorn Drive  
Corinth, Mississippi 38834  
Phone: 662-286-2286  
Fax: 662-286-2289  
Cornerstone Health & Rehab of Corinth,  
Licensee  
Robin C. Skelton, Administrator  
Proprietary  
Medicaid/Medicare  
Capacity: 95

Mississippi Care Center of Alcorn County  
3701 Joanne Drive  
Corinth, Mississippi 38834  
Phone: 662-287-8071  
Fax: 662-287-2564  
Miss. Care Center of Alcorn county,  
Licensee  
Teri L. Reynolds, Administrator  
Proprietary  
Medicaid/Medicare  
Capacity: 125

Whitfield Nursing Home Inc.  
2101 East Proper Street  
P.O. Drawer 1425  
Corinth, Mississippi 38834  
Phone: 662-286-3331  
Fax: 662-286-0026  
Ann J. Whitfield, Licensee  
Sarah J. Whitfield, Administrator  
Proprietary  
Medicaid  
Capacity: 44

### Amite County

Liberty Community Living Center  
323 Industrial Park Drive  
P.O. Box 676  
Liberty, Mississippi 39645  
Phone: 601-657-1000  
Fax: 601-657-1008  
Community Living Center of Liberty,  
Licensee  
Sally T. McCoy, Administrator  
Proprietary  
Capacity: 80

### Attala County

Attala County Nursing Center  
326 Highway 12 West  
Kosciusko, Mississippi 39090  
Phone: 662-289-1200  
Fax: 662-289-3070  
Attala Community Care Center, Licensee  
Holly G. Cornett, Administrator  
Proprietary  
Medicaid/Medicare  
Capacity: 120

Mississippi State Veteran's Home  
310 Autumn Ridge Drive  
Kosciusko, Mississippi 39090  
Phone: 662-289-7044  
Fax: 662-289-7824  
Andrian A. Grice, Licensee  
Sheryl Roebuck, Administrator  
Public  
Non-Profit  
Capacity: 150

## **Benton County**

Briar Crest Extended Care  
16056 Boundary Drive  
P.O. Box 490  
Ashland, Mississippi 38603  
Phone: 662-224-6196  
Fax: 662-224-6899  
Briar Crest Extended Care, Licensee  
Stephen M. Hall, Administrator  
Proprietary  
Medicaid/Medicare  
Capacity: 60

## **Bolivar County**

Bolivar Medical Center Long Term  
Care Fac.  
901 East Sunflower Road  
P.O. Box 1380  
Cleveland, Mississippi 38732  
Phone: 662-846-2520  
Fax: 662-846-2521  
Wes Sigler, Licensee  
Patricia D. Rowe, Administrator  
Proprietary  
Medicaid  
Capacity: 35

Cleveland Nursing and Rehab. Center  
4036 Highway 8, East  
P.O. Box 1688  
Cleveland, Mississippi 38732  
Phone: 662-843-4014  
Fax: 662-843-5401  
Cleveland Nursing & Rehab Center,  
Licensee  
Ralph Montenaro, Administrator  
Proprietary  
Medicaid/Medicare  
Capacity: 120

Joy Health & Rehab of Cleveland  
200 Martin L. King Jr. Drive  
Cleveland, Mississippi 38732  
Phone: 662-843-5347  
Fax: 662-843-0751  
Joy Health & Rehab of Cleveland, Licensee  
Todd L. Jones, Administrator  
Public  
Medicaid/Medicare  
Capacity: 75

Oak Grove Retirement Home  
209 Oak Circle  
P.O. Box 198  
Duncan, Mississippi 38740  
Phone: 662-395-2576  
Fax: 662-395-2568  
Charles E. Smith, Licensee &  
Administrator  
Proprietary  
Medicaid  
Capacity: 60

Shelby Nursing and Rehab Center  
1108 Church Street  
Shelby, Mississippi 38774  
Phone: 662-398-5117  
Fax: 662-398-7766  
MS Shelby, LLC, Licensee  
Rosal M. Burden, Administrator  
Proprietary  
Medicaid  
Capacity: 60

## **Calhoun County**

Bruce Community Living Center  
176 Highway 9 South  
P.O. Box 1280  
Bruce, Mississippi 38915  
Phone: 662-412-5100  
Fax: 662-412-5122  
CLC of Bruce, Licensee  
Christina Palmer, Administrator  
Proprietary  
Medicaid  
Capacity 35

Calhoun Health Services Nursing Home  
152 Burke Road  
Calhoun City, Mississippi 38916  
Phone: 662-628-6611  
Fax: 662-628-6300  
Calhoun County, Licensee  
James Franklin, Administrator  
Public  
Medicaid  
Capacity: 120

### **Carroll County**

Vaiden Community Living Center  
868 Mulberry Street  
Vaiden, Mississippi 39176  
Phone: 662-464-7714  
Fax: 662-464-7741  
CLC of Vaiden, Licensee  
Wade Canty, Administrator  
Medicare/Medicaid  
Capacity: 60

### **Chickasaw County**

Floy Dyer Manor  
1000 East Madison Street  
Houston, Mississippi 38851  
Phone: 662-456-1101  
Fax: 662-456-1106  
Robert M. Thornton, Jr. Licensee  
Linda S. Boutwell, Administrator  
Proprietary  
Medicaid/Medicare  
Capacity: 66

Shearer Richardson Memorial Nursing Home  
512 Rockwell Drive  
P.O. Box 420  
Okolona, Mississippi 38860  
Phone: 662-447-5463  
Fax: 662-447-3856  
Brenda G. Wise, Licensee & Administrator  
Non-profit  
Medicaid  
Capacity: 73

### **Choctaw County**

Choctaw County Nursing Home  
311 West Cherry Street  
P.O. Box 1039  
Ackerman, Mississippi 39735  
Phone: 662-285-3257  
Fax: 662-285-2725  
Jeffery A. Morse, Licensee  
Debra Ward, Administrator  
Proprietary  
Medicaid  
Capacity: 73

### **Claiborne County**

Claiborne County Nursing Center  
2124 Old Highway 61 North  
P.O. Box 1018  
Port Gibson, Mississippi 39150  
Phone: 601-437-8737  
Fax: 601-437-8724  
Claiborne County Nursing Center, Licensee  
Phyllis Nugent, Administrator  
Proprietary  
Medicaid/Medicare  
Capacity: 77

### **Clarke County**

Lakeside Living Center  
191 Highway 511 East  
P.O. Drawer 10  
Quitman, Mississippi 39355  
Phone: 601-776-2141  
Fax: 601-776-5505  
Pensacola Health Trust, Licensee  
Tony Hamrick, Administrator  
Public Leased  
Medicaid/Medicare  
Capacity: 120

## Clay County

Dugan Memorial Home  
804 East Main Street  
P.O. Box 698  
West Point, Mississippi 39773  
Phone: 662-494-3640  
Fax: 662-494-3641  
Dugan Memorial Home, Licensee  
Shelley Tuggle, Administrator  
Non-profit  
Medicaid/Medicare  
Capacity: 60

West Point Community Living Center  
1122 North Eshman Avenue  
P.O. Box 817  
West Point, Mississippi 39773  
Phone: 662-494-6011  
Fax: 662-494-6926  
Community Living Center of West  
Point, Licensee  
Mike Bass, Administrator  
Proprietary  
Medicaid/Medicare  
Capacity: 120

## Coahoma County

Clarksdale Nursing Center  
1120 Ritchie Street  
P.O. Box 1304  
Clarksdale, Mississippi 38614  
Phone: 662-627-2591  
Fax: 662-624-6233  
Caregivers, Licensee  
JoEllen Hillman, Administrator  
Proprietary  
Medicaid/Medicare  
Capacity: 112

Greenbough Nursing Center  
340 DeSoto Avenue, Extended  
Clarksdale, Mississippi 38614  
Phone: 662-627-3486  
Fax: 662-627-5654  
MS Greenbough, LLC, Licensee  
Amanda R. Kirk, Administrator  
Proprietary  
Medicaid/Medicare  
Capacity: 66

## Copiah County

Copiah Living Center  
806 West Georgetown Street  
Crystal Springs, Mississippi 39059  
Phone: 601-892-1880  
Fax: 601-892-8739  
Copiah CCC, Licensee  
Betty Susan Tull, Administrator  
Non-profit  
Medicaid/Medicare  
Capacity: 60

Pine Crest Guest Home Inc.  
133 Pine Street  
Hazlehurst, Mississippi 39083  
Phone: 601-894-0041  
Fax: 601-894-3282  
Pinecrest, Licensee  
Charlotte Donald, Administrator  
Proprietary  
Medicaid/Medicare  
Capacity: 120

## Covington County

Covington County Nursing Center  
1207 South Fir Avenue  
P.O. Box 1089  
Collins, Mississippi 39428  
Phone: 601-765-8262  
Fax: 601-765-0080  
Collins Community CC, Licensee  
Brenda J. Leone, Administrator  
Non-Profit  
Medicaid/Medicare  
Capacity: 60

Mississippi State Veterans Home  
3261 Highway 49 South  
Collins, Mississippi 39428  
Phone: 601-765-0403  
Fax: 601-765-5045  
Adrian A. Grice, Licensee  
Dawn Bullock, Administrator  
Public  
Non-Profit  
Capacity: 150

## DeSoto County

DeSoto Health Care Center  
7805 Southcrest Parkway  
Southaven, Mississippi 38671  
Phone: 662-349-7500  
Fax: 662-349-2069  
DeSoto Healthcare, Licensee  
Donald K. Scipper, Administrator  
Non-profit  
Medicaid/Medicare  
Capacity: 120

GoldenLiving Center Southaven  
1730 Dorchester Drive  
Southaven, Mississippi 38671  
Phone: 662-393-0050  
Fax: 662-393-5179  
GGNSC Southaven, LLC  
Kenneth M. Hiscox, Administrator  
Proprietary  
Medicaid/Medicare  
Capacity: 140

Landmark of DeSoto  
3068 Nail Road West  
Horn Lake, Mississippi 38637  
Phone: 662-280-1219  
Fax: 662-280-4575  
DeSoto Community Care Center, Licensee  
Nancy Wisdom, Administrator  
Proprietary  
Medicaid/Medicare  
Capacity: 60

## Forrest County

Bedford Alzheimer's Care Center  
300 B Cahal Street  
Hattiesburg, Mississippi 39401  
Phone: 601-544-5300  
Fax: 601-582-9337  
Bedford Alzheimer's Care Center, Licensee  
Jack Bevon, Administrator  
Proprietary  
Medicaid  
Capacity: 20

Bedford Care Center of Hattiesburg  
#10 Medical Boulevard  
Hattiesburg, Mississippi 39401  
Phone: 601-264-3709  
Fax: 601-264-1144  
Bedford Care Center, Petal, Licensee  
Howard D. Franklin, Administrator  
Proprietary  
Medicaid/Medicare  
Capacity: 162

Bedford Care Center - Monroe Hall  
300 Cahal Street  
Hattiesburg, Mississippi 39401  
Phone: 601-582-9157  
Fax: 601-582-2639  
Bedford Care Center Monroe Hall,  
Licensee  
Robert M. Perry, Administrator  
Proprietary  
Medicaid/Medicare  
Capacity: 60  
30 beds in abeyance

Bedford Care Center of Petal  
908 South George Street  
Petal, Mississippi 39465  
Phone: 601-544-7441  
Fax: 601-582-3217  
Bedford Care Center Petal, Licensee  
Elaine F. Brannan, Administrator  
Proprietary  
Medicaid/Medicare  
Capacity: 60

Hattiesburg Convalescent Center  
514 Bay Street  
Hattiesburg, Mississippi 39401  
Phone: 601-544-4230  
Fax: 601-582-2480  
Hattiesburg Convalescent Center, Licensee  
Jewell C. McMahan, Administrator  
Proprietary  
Medicaid  
Capacity: 184

## Franklin County

Meadville Convalescent Home  
300 Highway 556  
Meadville, Mississippi 39653  
Phone: 601-384-5861  
Fax: 601-384-5862  
Meadville LLC, Licensee  
Rebecca Rylee, Administrator  
Proprietary  
Medicaid/Medicare  
Capacity: 60

## George County

Glen Oaks Nursing Center  
55 Susanne Street  
Lucedale, Mississippi 39452  
Phone: 601-947-2783  
Fax: 601-947-6182  
Delco, Licensee  
Teresa Crabtree, Administrator  
Proprietary  
Medicaid/Medicare  
Capacity: 60

## Greene County

Brookwood Manor Nursing Center  
1300 Melody Lane  
P.O. Box 640  
Leakesville, Mississippi 39451  
Phone: 601-394-2331  
Fax: 601-394-2738  
Delco, Inc., Licensee  
Kellie Hill, Administrator  
Proprietary  
Medicaid/Medicare  
Capacity: 60

Greene Rural Health Center  
1017 Jackson Avenue  
P.O. Box 819  
Leakesville, Mississippi 39451  
Phone: 601-394-2371  
Fax: 601-394-5495  
Lisa Crager, Administrator  
Non-Profit  
Medicaid/Medicare  
Capacity: 60

## Grenada County

Grace Health & Rehab of Grenada  
1966 Hill Drive  
Grenada, Mississippi 38901  
Phone: 662-226-2442  
Fax: 662-226-9567  
Grace Health & Rehab of Grenada, Licensee  
Stanley Northrip, Administrator  
Proprietary  
Medicaid/Medicare  
Capacity: 137

Grenada Living Center  
1950 Grandview Drive  
Grenada, Mississippi 38901  
Phone: 662-226-9554  
Fax: 662-226-5537  
Community Care Center of Grenada,  
Licensee  
Thomas Craig Hill, Administrator  
Proprietary  
Medicaid/Medicare  
Capacity: 120

## Hancock County

Dunbar Village  
725 Dunbar Avenue  
Bay St Louis, Mississippi 39520  
Phone: 228-466-3099  
Fax: 228-466-0990  
Dunbar Village, Licensee  
Robert G. Huet, Administrator  
Proprietary  
Medicaid/Medicare  
Capacity: 60

Woodland Village Nursing Center  
5427 Gex Road  
Diamondhead, Mississippi 39525  
Phone: 228-255-4832  
Fax: 228-255-4833  
Woodland Village Nursing Center, Licensee  
John McDaniel, Administrator  
Proprietary  
Medicaid/Medicare  
Capacity: 132

## Harrison County

Biloxi Community Living Center  
2279 Atkinson Road  
Biloxi, Mississippi 39531  
Phone: 228-388-1805  
Fax: 228-388-9617  
Community Living Center Biloxi, Licensee  
R. J. Alipour, Administrator  
Proprietary  
Medicaid/Medicare  
Capacity: 240

The Boyington Nursing Facility  
1530 Broad Avenue  
Gulfport, Mississippi 39501  
Phone: 228-864-6544  
Fax: 228-868-8544  
Pensacola Health Trust, Licensee  
Dennis S. Forsythe, Jr., Administrator  
Proprietary  
Medicaid/Medicare  
Capacity: 180

Dixie White House Nursing Home  
538 Menge Avenue  
Pass Christian, Mississippi 39571  
Phone: 228-452-4344  
Fax: 228-452-2264  
Gulf Coast Health Care, Licensee  
Mary J. Miller, Administrator  
Proprietary  
Medicaid/Medicare  
Capacity: 60

Driftwood Nursing Center  
1500 Broad Avenue  
Gulfport, Mississippi 39501  
Phone: 228-868-1314  
Fax: 228-863-8966  
Strategic Healthcare, Licensee  
Alicia D. Johnson, Administrator  
Proprietary  
Medicaid/Medicare  
Capacity: 151

Greenbriar Nursing Center  
4347 West Gay Road  
D'Iberville, Mississippi 39540  
Phone: 228-392-8484  
Fax: 228-392-6262  
Greenbriar Nursing Center, Licensee  
Shelia Jackson, Administrator  
Proprietary  
Medicaid/Medicare  
Capacity: 60

Lakeview Nursing Center  
16411 Robinson Road  
Gulfport, Mississippi 39503  
Phone: 228-831-3001  
Fax: 228-831-0408  
Brian Cain, Licensee  
Diane Carpenter, Administrator  
Proprietary  
Medicaid/Medicare  
Capacity: 105

## Hinds County

Belhaven Senior Care  
1004 North Street  
Jackson, Mississippi 39202  
Phone: 601-355-0763  
Fax: 601-355-9775  
Belhaven Senior Care, Licensee  
Brad Burt, Administrator  
Proprietary  
Medicaid/Medicare  
Capacity: 60

Care Center of Clinton  
1251 Pinehaven Road  
Clinton, Mississippi 39056  
Phone: 601-924-2996  
Fax: 601-924-6447  
Care Center of Clinton, Licensee  
Kathryn Watkins, Administrator  
Proprietary  
Medicaid/Medicare  
Capacity: 121



Chadwick Nursing & Rehab Center  
1900 Chadwick Drive  
Jackson, Mississippi 39204  
Phone: 601-372-0231  
Fax: 601-372-0868  
Chadwick Nursing & Rehab Center, Licensee  
Paula Hazel, Administrator  
Proprietary  
Medicaid/Medicare  
Capacity: 102

Community Place  
1129 Langley Avenue  
Jackson, Mississippi 39204  
Phone: 601-355-0617  
Fax: 601-948-7506  
Community Place, Licensee  
Anne-Michelle Daniel, Administrator  
Non-profit  
Medicaid/Medicare  
Capacity: 60

Compere's Nursing Home  
865 North Street  
Jackson, Mississippi 39202  
Phone: 601-948-6531  
Fax: 601-948-6166  
Plumpoint Christian Living, Licensee  
Lisha Woodard, Administrator  
Proprietary  
Medicaid/Medicare  
Capacity: 60

Cottage Grove Nursing Home  
1116 Forest Avenue  
Jackson, Mississippi 39206  
Phone: 601-366-6461  
Fax: 601-362-4041  
Cottage Grove Nursing Home, Licensee  
Jaudine Cleveland, Administrator  
Proprietary  
Medicaid  
Capacity: 120

Forrest Hill Nursing Center  
927 Cooper Road  
Jackson, Mississippi 39212  
Phone: 601-372-0141  
Fax: 601-372-0931  
Forrest Hill Nursing Center, Licensee  
Ray Jones, Administrator  
Proprietary  
Medicaid/Medicare  
Capacity: 87

Hinds County Nursing & Rehab Center  
3454 Albermarle Road  
Jackson, Mississippi 39213  
Phone: 601-362-5394  
Fax: 601-366-9276  
Hinds Co. Nursing & Rehab Ctr,LLC,  
Licensee  
Eric McMillan, Administrator  
Proprietary  
Medicaid/Medicare  
Capacity: 119

Lakeland Nursing & Rehab Center  
3680 Lakeland Lane  
Jackson, Mississippi 39216  
Phone: 601-982-5505  
Fax: 601-362-1883  
Lakeland Nursing & Rehab Center, Licensee  
Abby Little, Administrator  
Proprietary  
Medicaid/Medicare  
Capacity: 105

Magnolia Senior Care  
3701 Peter Quinn Drive  
Jackson, Mississippi 39213  
Phone: 601-366-1712  
Fax: 601-366-1715  
Magnolia Senior Care, Licensee  
Bradley M. Baker, Administrator  
Proprietary  
Medicaid/Medicare  
Capacity: 60

Manhattan Nursing & Rehab Center  
4540 Manhattan Road  
Jackson, Mississippi 39206  
Phone: 601-982-7421  
Fax: 601-366-7121  
Manhattan Nursing & Rehab Center,  
Licensee  
Bobbie Blackard, Administrator  
Proprietary  
Medicaid/Medicare  
Capacity: 180

Mississippi State Veterans Home  
4607 Lindbergh Drive  
Jackson, Mississippi 39209  
Phone: 601-354-7205  
Fax: 601-354-6060  
Adrian A. Grice, Licensee  
Landa Oglesby, Administrator  
Public  
Non-Profit  
Capacity: 150

Pleasant Hills Community Living Center  
1600 Raymond Road  
Jackson, Mississippi 39204  
Phone: 601-371-1700  
Fax: 601-371-1006  
Community Living Center of Jackson,  
Licensee  
Margaret Heggins, Administrator  
Proprietary  
Medicaid/Medicare  
Capacity: 120

Trinity Mission Health & Rehab of Clinton  
102 Woodchase Park Drive  
Clinton, Mississippi 39056  
Phone: 601-924-7043  
Fax: 601-924-8633  
Trinity Mission of Clinton, Licensee  
Chad Blackard, Administrator  
Proprietary  
Medicaid/Medicare  
Capacity: 145

Willow Creek Retirement Center  
49 Willow Creek Lane  
Byram, Mississippi 39272  
Phone: 601-863-4201  
Fax: 601-863-4202  
WCRC, Licensee  
Helene Youngblood, Administrator  
Proprietary  
Medicaid/Medicare  
Capacity: 88

## Holmes County

Holmes County LTC Center - Durant  
(University Hosp Nursing Center-Durant)  
15481 Bowling Green Road  
Durant, Mississippi 39063  
Phone: 662-653-4106  
Fax: 662-653-3940  
Daniel W. Jones, MD, Licensee  
Jan Irby Maddux, Administrator  
Non-Profit  
Medicaid  
Capacity: 80

Lexington Manor Senior Center  
56 Rockport Road  
Lexington, Mississippi 39095  
Phone: 662-834-3021  
Fax: 662-834-4848  
Lexington Manor Senior Ctr, LLC, Licensee  
Kimberly Michelle Ledbetter, Administrator  
Proprietary  
Medicaid/Medicare  
Capacity: 68

## Humphreys County

Humphreys County Nursing Center  
500 C.C.C. Road  
Belzoni, Mississippi 39038  
Phone: 662-247-1821  
Fax: 662-247-2078  
Humphreys Community Care Center,  
Licensee  
Linda Yarborough, Administrator  
Non-Profit  
Medicaid/Medicare  
Capacity: 60

## **Itawamba County**

Courtyards Community Living Center  
907 East Walker Street  
P.O. Box 69  
Fulton, Mississippi 38843  
Phone: 662-862-6140  
Fax: 662-862-6143  
CLC of Fulton, Licensee  
David Seay, Administrator  
Proprietary  
Medicaid/Medicare  
Capacity: 66

The Meadows  
1905 South Adams Street  
P.O. Drawer 127  
Fulton, Mississippi 38843  
Phone: 662-862-2165  
Fax: 662-862-2167  
Daniel Health Care, Licensee  
James Holland, Administrator  
Proprietary  
Medicaid/Medicare  
Capacity: 130

## **Jackson County**

Ocean Springs Nursing Center  
1199 Ocean Springs Road  
Ocean Springs, Mississippi 39564  
Phone: 228-875-9363  
Fax: 228-872-4500  
Pensacola Health Trust, Licensee  
Kristopher Drake, Administrator  
Proprietary  
Medicaid/Medicare  
Capacity: 115

Plaza Community Living Center  
4403 Hospital Road  
Pascagoula, Mississippi 39581  
Phone: 228-762-8960  
Fax: 228-769-1810  
CLC Pascagoula, LLC, Licensee  
Johnnie Walters, Administrator  
Proprietary  
Medicaid/Medicare  
Capacity: 120

River Chase Village  
5090 Gautier Vancleave Road  
Gautier, Mississippi 39553  
Phone: 228-522-6700  
Fax: 228-522-3383  
Sentry South, Licensee  
James N. Payne, Administrator  
Proprietary  
Medicaid/Medicare  
Capacity: 60

Singing River Rehab & Nursing Center  
3401 Main Street  
Moss Point, Mississippi 39563  
Phone: 228-762-7451  
Fax: 228-769-2264  
Pensacola Health Trust, Licensee  
William S. Trevvett, Administrator  
Proprietary  
Medicaid/Medicare  
Capacity: 160

Sunplex Subacute Center  
6520 Sun Scope Drive  
Ocean Springs, Mississippi 39564  
Phone: 228-875-1177  
Fax: 228-875-1149  
CLC Ocean Springs, LLC, Licensee  
Michael Banes, Administrator  
Proprietary  
Medicare/Medicaid  
Capacity: 73

## **Jasper County**

Jasper County Nursing Home  
15 A South Sixth Street  
Bay Springs, Mississippi 39422  
Phone: 662-764-2101  
Fax: 662-764-2930  
James Knotts, Licensee  
Marshall Kenneth Posey, Administrator  
Public  
Medicaid  
Capacity: 110

## Jefferson County

Jefferson County Nursing Home  
910 Main Street  
P.O. Box 1089  
Fayette, Mississippi 39069  
Phone: 601-786-3888  
Fax: 601-786-9400  
Dudley Guice, Sr., Licensee  
Montina Fletcher-Bolton, Administrator  
Non-Profit  
Medicaid/Medicare  
Capacity: 60

## Jefferson Davis County

Jefferson Davis Community Hospital ECF  
(Prentiss Regional Extended Care Facility)  
1320 Winfield Street  
P.O. Drawer 1288  
Prentiss, Mississippi 39474  
Phone: 601-792-1172  
Fax: 601-792-1171  
Reggie Magee, Licensee  
Ora Neil Hooker, Administrator  
Non-Profit  
Medicaid/Medicare  
Capacity: 60

## Jones County

Care Center of Laurel  
935 West Drive  
Laurel, Mississippi 39440  
Phone: 601-649-8006  
Fax: 601-426-6366  
Laurel Healthcare, LLC, Licensee  
Joyce G. Fikes, Administrator  
Proprietary  
Medicaid/Medicare  
Capacity: 130

Comfort Care Nursing Center  
1100 West Drive  
Laurel, Mississippi 39440  
Phone: 601-422-0022  
Fax: 601-428-7138  
South Central Regional Medical Center,  
Licensee  
Heather Gilbert, Administrator  
Public  
Medicaid/Medicare  
Capacity: 126

Jones County Rest Home  
683 County Home Road  
Ellisville, Mississippi 39437  
Phone: 601-477-3334  
Fax: 601-477-2172  
South Central Regional Medical Center,  
Licensee  
Sylvia Staples, Administrator  
Proprietary  
Medicaid/Medicare  
Capacity: 122

Laurelwood Community Living Center  
1036 West Drive  
Laurel, Mississippi 39440  
Phone: 601-425-3191  
Fax: 601-428-1164  
CLC of Laurel, LLC, Licensee  
Rene' B. Read, Administrator  
Proprietary  
Medicaid/Medicare  
Capacity: 60

## Kemper County

Mississippi Care Center of DeKalb  
220 Willow Avenue  
P.O. Box 577  
DeKalb, Mississippi 39328  
Phone: 601-743-5888  
Fax: 601-743-4506  
Kemper County Long Term Care, Licensee  
Patty C. Nester, Administrator  
Proprietary  
Medicaid/Medicare  
Capacity: 60

## Lafayette County

Graceland Care Center of Oxford  
1301 Belk Blvd.  
Oxford, Mississippi 38655  
Phone: 662-234-7821  
Fax: 662-234-0294  
Lafayette Long Term Care, Licensee  
John B. (Ley) Falkner, Administrator  
Proprietary  
Medicaid/Medicare  
Capacity: 180

Mississippi State Veterans Home  
120 Veterans Drive  
Oxford, Mississippi 38655  
Phone: 662-236-7641  
Fax: 662-236-7863  
Adrian A. Grice, Licensee  
Kimberlye Brown, Administrator  
Public  
Non-Profit  
Capacity: 150

## Lamar County

Oxford Health & Rehab Center  
6428 Highway 11 South  
Lumberton, Mississippi 39455  
Phone: 601-794-8566  
Fax: 601-794-8859  
Hyperion Foundation, Licensee  
L. J. Daniels, III, Administrator  
Non-Profit  
Medicaid/Medicare  
Capacity: 120

Windham House of Hattiesburg  
37 Hillcrest Drive  
Hattiesburg, Mississippi 39402  
Phone: 601-264-0058  
Fax: 601-264-7329  
Windham House of Hattiesburg, Licensee  
Carl L. Young, Administrator  
Non-Profit  
Capacity: 60

## Lauderdale County

Beverly LivingCenter Meridian  
4728 Highway 39 North  
Meridian, Mississippi 39301  
Phone: 601-482-8151  
Fax: 601-483-6333  
Beverly Enterprises-MS, Licensee  
Janet Wise, Administrator  
Proprietary  
Medicaid/Medicare  
Capacity: 120

Guardian Angel Healthcare  
6434 Dale Drive  
P.O. Box 307  
Marion, Mississippi 39342  
Phone: 601-482-5606  
Fax: 601-482-7801  
Guardian Angel Healthcare, Licensee  
Mark Perritt, Administrator  
Proprietary  
Medicaid/Medicare  
Capacity: 128

Meridian Community Living Center  
517 33rd Street  
Meridian, Mississippi 39305  
Phone: 601-483-3916  
Fax: 601-484-6770  
CLC of Meridian, Licensee  
Jim Myrick, Administrator  
Proprietary  
Medicaid/Medicare  
Capacity: 58

Poplar Springs Nursing Center  
6615 Poplar Springs Drive  
Meridian, Mississippi 39305  
Phone: 601-483-5256  
Fax: 601-483-7081  
Poplar Springs Nursing Center, LLC,  
Licensee  
Bradley Baker, Administrator  
Non-profit  
Medicare/Medicaid  
Capacity: 130

Queen City Nursing Center  
1201 28th Avenue  
Meridian, Mississippi 39301  
Phone: 601-483-1467  
Fax: 601-483-1483  
Queen City Nursing Center, Licensee  
Barbara Howard, Administrator  
Proprietary  
Medicaid/Medicare  
Capacity: 84

The Oaks Rehabilitation & Healthcare Ctr  
3716 Highway 39 North  
Meridian, Mississippi 39301  
Phone: 601-482-7164  
Fax: 601-482-1703  
Riley Healthcare, Licensee  
Roger Jordan, Administrator  
Proprietary  
Medicaid/Medicare  
Capacity: 82

Reginald P. White Nursing Center  
1451 & 1455 North Lakeland Drive  
P.O. Box 4128, West Station  
Meridian, Mississippi 39304  
Phone: 601-581-0135  
Fax: 601-581-0187  
Edwin C. LeGrand, Licensee  
Wanda Kennedy, Administrator  
Non-Profit  
Medicaid  
Capacity: 226

### Lawrence County

Lawrence County Nursing Center  
700 Jefferson Street  
P.O. Box 398  
Monticello, Mississippi 39654  
Phone: 601-587-2593  
Fax: 601-587-5354  
Monticello Community Care Center, Licensee  
Lisa Haskins, Administrator  
Proprietary  
Medicaid/Medicare  
Capacity: 60

### Leake County

Beverly Living Center Carthage  
1101 East Franklin Street  
Carthage, Mississippi 39051  
Phone: 601-267-4551  
Fax: 601-267-7242  
Golden Living, Licensee  
Dana Johnson, Administrator  
Proprietary  
Medicaid/Medicare  
Capacity 99

Leake Memorial ECF  
310 Ellis Street  
Carthage, Mississippi 39351  
Phone: 601-267-1355  
Fax: 601-267-1358  
Billy Boyd, Licensee  
Robert Faulkner, Administrator  
Non-Profit  
Medicaid  
Capacity: 44

### Lee County

Cedars Health Center  
2800 West Main Street  
Tupelo, Mississippi 38801  
Phone: 662-844-1441  
Fax: 662-841-8769  
Steve McAlilly, Licensee  
Tammy Martin, Administrator  
Non-profit  
Medicaid/Medicare  
Capacity: 140

GoldenLiving Center Eason  
2273 South Eason Boulevard  
Tupelo, Mississippi 38804  
Phone: 662-842-2461  
Fax: 662-841-2884  
GoldenLiving Center Eason Blvd, Licensee  
Sherry Davis, Administrator  
Proprietary  
Medicaid/Medicare  
Capacity: 120

North Mississippi Medical Center  
Baldwyn Nursing Facility  
739 4<sup>th</sup> Street South  
Baldwyn, Mississippi 38824  
Phone: 662-365-4091  
Fax: 662-365-4142  
NMMC, Licensee  
Rhonda Saunders, Administrator  
Non-Profit  
Medicaid/Medicare  
Capacity: 107

Tupelo Nursing & Rehab Center  
1901 Briar Ridge Road  
Tupelo, Mississippi 38804  
Phone: 601-844-0675  
Fax: 662-842-6838  
Tupelo Nursing & Rehab Center, Licensee  
Lisa C. Hosford, Administrator  
Proprietary  
Medicaid/Medicare  
Capacity: 120

## Leflore County

Crystal Health & Rehab of Greenwood  
902 St John Pittman Drive  
Greenwood, Mississippi 38930  
Phone: 662-453-9173  
Fax: 662-455-4933  
Crystal Health & Rehab of Greenwood, LLC.,  
Licensee  
Linda Byrd, Administrator  
Proprietary  
Medicaid/Medicare  
Capacity: 110

Golden Age Nursing Home  
2901 Highway 82 East  
Greenwood, Mississippi 38930  
Phone: 662-453-6323  
Fax: 662-455-9686  
Golden Age Nursing Home, Licensee  
Thomas E. Hill, Administrator  
Non-profit  
Medicaid/Medicare  
Capacity: 180

Riverview Nursing & Rehabilitation Center  
1600 West Claiborne Avenue Extended  
Greenwood, Mississippi 38930  
Phone: 662-453-8140  
Fax: 662-455-3973  
Magnolia Healthcare, Inc., Licensee  
Marjorie H. Guthrie, Administrator  
Non-Profit  
Medicaid/Medicare  
Capacity: 120

## Lincoln County

CountryBrook Living Center  
525 Brookman Drive  
Brookhaven, Mississippi 39601  
Phone: 601-833-2330  
Fax: 601-835-2358  
SSC Brookhaven Operating Co, Licensee  
Stacy Morgan, Administrator  
Proprietary  
Medicaid/Medicare  
Capacity: 121

GoldenLiving Center Brook Manor  
519 Brookman Drive  
Brookhaven, Mississippi 39601  
Phone: 601-833-2881  
Fax: 601-833-2360  
GGNSC Brookhaven, LLC, Licensee  
Stephanie Burton, Administrator  
Proprietary  
Medicaid/Medicare  
Capacity: 58

Haven Hall Healthcare Center  
101 Mill Street  
Brookhaven, Mississippi 39601  
Phone: 601-833-5608  
Fax: 601-833-5285  
Magnolia Health Care, Licensee  
Kenneth Smith, Administrator  
Non-Profit  
Medicaid/Medicare  
Capacity: 81

Silver Cross Home  
503 Silver Cross Drive  
Brookhaven, Mississippi 39601  
Phone: 601-833-2361  
Fax: 601-833-3115  
Gussie W. Ashley, Administrator  
Non-profit  
Medicaid/Medicare  
Capacity: 60

## Lowndes County

Aurora Australis Lodge  
310 Emerald Drive  
Columbus, Mississippi 39702  
Phone: 662-327-8021  
Fax: 662-327-8925  
Aurora Australis, Licensee  
Kathy Kendrick, Administrator  
Proprietary  
Medicaid/Medicare  
Capacity: 120

Trinity Healthcare Center  
230 Airline Road  
Columbus, Mississippi 39702  
Phone: 662-327-9404  
Fax: 662-328-1445  
Methodist Senior Services of Golden  
Triangle, Licensee  
Diane Platt, Administrator  
Non-Profit  
Medicaid/Medicare  
Capacity: 60

Vineyard Court Nursing Center  
2002 5th Street North  
Columbus, Mississippi 39705  
Phone: 662-328-1133  
Fax: 662-328-0774  
VCNC, Licensee  
Ricky Foster, Administrator  
Proprietary  
Medicaid/Medicare  
Capacity: 60

Windsor Place Nursing and Rehab Center  
81 Windsor Blvd.  
Columbus, Mississippi 39702  
Phone: 662-241-5518  
Fax: 662-241-5590  
Windsor Place Nursing & Rehab, Licensee  
Mark S. Clay, Administrator  
Medicaid/Medicare  
Capacity: 140

## Madison County

The Arbor Skilled Nursing Facility  
600 South Pear Orchard Road  
Ridgeland, Mississippi 39157  
Phone: 601-856-2205  
Fax: 601-856-7801  
W. Thad McLaurin, Licensee  
Diane W. Bates, Administrator  
Proprietary  
Capacity: 60  
Non-participating

Highland Home  
638 Highland Colony Parkway  
Ridgeland, Mississippi 39157  
Phone: 601-853-0415  
Fax: 601-853-0515  
Madison Community Care Center, Licensee  
Misty D. Linder, Administrator  
Proprietary  
Medicare/Medicaid  
Capacity: 120

Madison County Nursing Home  
1421 A East Peace Street  
P.O. Box 488  
Canton, Mississippi 39046  
Phone: 662-855-5760  
Fax: 662-855-5871  
Madison County Nursing Home, Licensee  
Daniel Logan, Administrator  
Public  
Medicaid  
Capacity: 95

The Nichols Center  
1308 Highway 51 North  
P.O. Drawer 720  
Madison, Mississippi 39110  
Phone: 601-853-4343  
Fax: 601-853-9691  
The Nicholas Center, Licensee  
Joseph Cokely, Administrator  
Non-profit  
Medicaid/Medicare  
Capacity: 60



St. Catherine's Village-Siena Center  
200 Dominican Drive  
Madison, Mississippi 39110  
Phone: 601-856-0100  
Fax: 601-856-0109  
Sister Dorothea Sondgeroth, Licensee  
Cherie Polk, Administrator  
Non-Profit  
Non-Participating  
Capacity: 120

## Marion County

The Grove Nursing Home  
11 Pecan Drive  
Columbia, Mississippi 39429  
Phone: 601-736-4747  
Fax: 601-736-4073  
J.R.S.M. Enterprises, Licensee  
Jack Bradshaw, Administrator  
Proprietary  
Medicaid  
Capacity: 80

The Myrtles Nursing Center  
1018 Alberta Avenue  
Columbia, Mississippi 39429  
Phone: 601-731-1745  
Fax: 601-736-3886  
The Myrtles Nursing Ctr, LLC, Licensee  
Gail Whittington, Administrator  
Proprietary  
Medicaid/Medicare  
Capacity: 98

Song Health & Rehab of Columbia  
1506 North Main Street  
Columbia, Mississippi 39429  
Phone: 601-736-9557  
Fax: 601-736-7523  
Song Health & Rehab of Columbia, Licensee  
Wanda Fay Hunt, Administrator  
Proprietary  
Medicaid/Medicare  
Capacity: 119

## Marshall County

Trinity Mission Health & Rehab  
of Great Oaks  
111 Chase Street  
Byhalia, Mississippi 38611  
Phone: 662-838-3670  
Fax: 662-838-3740  
Trinity Mission Health & Rehab of  
Great Oaks, Licensee  
Mary L. Peebles, Administrator  
Proprietary  
Medicaid/Medicare  
Capacity: 60

Trinity Mission Health & Rehab  
of Holly Springs  
1315 Highway 4 East  
Holly Springs, Mississippi 38635  
Phone: 662-252-1141  
Fax: 662-252-4836  
Trinity Mission Health & Rehab, Licensee  
Darwin Martin, Administrator  
Proprietary  
Medicaid/Medicare  
Capacity: 120

## Monroe County

Care Center of Aberdeen  
505 Jackson Street  
P.O. Box 211  
Aberdeen, Mississippi 39730  
Phone: 662-369-6431  
Fax: 662-369-6473  
Care Center of Aberdeen, Ltd, Licensee  
West Westbrooke, Administrator  
Proprietary  
Medicaid/Medicare  
Capacity: 120

Golden Living Center - Amory  
1215 Earl Frye Drive  
Amory, Mississippi 38821  
Phone: 662-256-9344  
Fax: 662-256-9991  
GGNSC Amory, LLC, Licensee  
Donna K. Ballard, Administrator  
Public  
Medicaid/Medicare  
Capacity: 152

River Place Nursing Center  
1126 Earl Frye Blvd.  
Amory, Mississippi 38821  
Phone: 662-257-9919  
Fax: 662-257-9530  
River Place Nursing Center, Licensee  
Sherry Law, Administrator  
Proprietary  
Capacity: 60

## Montgomery County

Winona Manor Nursing Home  
627 Middleton Road  
Winona, Mississippi 38967  
Phone: 662-283-1260  
Fax: 662-283-4704  
Winona Manor Healthcare, Licensee  
V. Chris Poole, Administrator  
Proprietary  
Medicaid/Medicare  
Capacity: 120

## Neshoba County

Choctaw Residential Center  
135 Hospital Circle  
Philadelphia, Mississippi 39350  
Phone: 601-656-2582  
Fax: 601-656-0670  
Mississippi Band of Choctaw Indians,  
Licensee  
Linda Nichols, Administrator  
Proprietary  
Medicaid  
Capacity: 120

Hilltop Manor Nursing Home  
101 Kirkland Street  
Union, Mississippi 39365  
Phone: 601-774-8233  
Fax: 601-774-5177  
Hilltop MS Healthcare Properties,  
Licensee  
Dewanda S. Page, Administrator  
Proprietary  
Medicaid/Medicare  
Capacity: 60

Neshoba County Nursing Home  
1001 Holland Avenue  
P.O. Box 648  
Philadelphia, Mississippi 39350  
Phone: 601-663-1200  
Fax: 601-663-1497  
Marvin Page, Licensee  
Robert W. Cole, Administrator  
Public  
Medicaid/Medicare  
Capacity: 148

## Newton County

J. G. Alexander Nursing Center  
25112 Highway 15  
Union, Mississippi 39365  
Phone: 601-774-5065  
Fax: 601-774-5535  
J. G. Alexander Nursing Center, Licensee  
Tommy Bartlett, Administrator  
Non-profit  
Medicaid/Medicare  
Capacity: 60

Bedford Care Center of Newton  
1009 South Main Street  
Newton, Mississippi 39345  
Phone: 601-683-6601  
Fax: 601-683-3081  
Bedford Care Center of Newton, Licensee  
Tamella Busby, Administrator  
Proprietary  
Medicaid/Medicare  
Capacity: 120

## Noxubee County

Noxubee County Nursing Home  
606 North Jefferson Street  
P.O. Box 480  
Macon, Mississippi 39341  
Phone: 662-726-2097  
Fax: 662-726-9588  
James Gillespie, Licensee  
Danny H. McKay, Administrator  
Public  
Medicaid  
Capacity: 60

## Oktibbeha County

Carrington Nursing Center  
307 Reed Road  
P.O. Box 908  
Starkville, Mississippi 39759  
Phone: 662-323-2202  
Fax: 662-323-2414  
Carrington LLC, Licensee  
Sherry Law, Administrator  
Proprietary  
Medicaid/Medicare  
Capacity: 60

Starkville Manor Nursing Home  
1001 Hospital Road  
P.O. Box 1466  
Starkville, Mississippi 39760  
Phone: 662-323-6360  
Fax: 662-323-4413  
Starkville Manor Healthcare, Licensee  
Lacey Vowell, Administrator  
Proprietary  
Medicaid/Medicare  
Capacity: 119

## Panola County

GoldenLiving Center - Batesville  
154 Woodland Road  
Batesville, Mississippi 38606  
Phone: 662-563-5636  
Fax: 662-563-5815  
Golden Ventures BHC, Licensee  
Antionette Lambert, Administrator  
Proprietary  
Medicaid/Medicare  
Capacity: 130

Sardis Community Nursing Home  
613 East Lee Street  
Sardis, Mississippi 38666  
Phone: 662-487-2720  
Fax: 662-487-0040  
Sardis Community Nursing Home, LLC,  
Licensee  
Brenda D. Riley, Administrator  
Non-profit  
Medicaid/Medicare  
Capacity: 60

## Pearl River County

Covenant Health & Rehab of Picayune  
1620 Read Road  
Picayune, Mississippi 39466  
Phone: 601-798-1811  
Fax: 601-798-2362  
Covenant Health & Rehab of Picayune, LP,  
Licensee  
Keri H. Ladner, Administrator  
Proprietary  
Medicaid/Medicare  
Capacity: 120

Pearl River County Nursing Home  
305 West Moody Street  
P.O. Box 392  
Poplarville, Mississippi 39470  
Phone: 601-795-4543  
Fax: 601-795-9863  
Harry S. Garrett, Licensee  
Dorothy C. Bilbo, Administrator  
Non-Profit  
Medicaid  
Capacity: 126

## Perry County

Perry County Hospital Nursing Center  
206 Bay Avenue  
P.O. Box 1620  
Richton, Mississippi 39476  
Phone: 601-788-2490  
Fax: 601-788-2499  
Perry Community Care Center, Licensee  
April Eppstein Powell, Administrator  
Non-Profit  
Medicaid/Medicare  
Capacity: 60

## Pike County

Camellia Estates  
1714 White Street  
McComb, Mississippi 39648  
Phone: 601-250-0066  
Fax: 601-250-0640  
Pike Community Care Center, Licensee  
Sherri Braddock, Administrator  
Proprietary  
Capacity: 30

McComb Extended Care & Nursing Home  
501 South Locust Street  
McComb, Mississippi 39648  
Phone: 601-684-8111  
Fax: 601-684-2881  
McComb Extended Care, Licensee  
Kathy D. Hazelip, Administrator  
Proprietary  
Medicaid/Medicare  
Capacity: 145

McComb Nursing & Rehab Center  
415 Marion Avenue  
McComb, Mississippi, 39648  
Phone: 601-684-8700  
Fax: 601-249-2982  
McComb Nursing & Rehab Center, LLC,  
Licensee  
Sandra Hall, Administrator  
Proprietary  
Medicaid/Medicare  
Capacity: 140

## **Pontotoc County**

Graceland Care Center of Pontotoc  
278 Eight Street West  
P.O. Box 547  
Pontotoc, Mississippi 38863  
Phone: 662-489-6411  
Fax: 662-489-8498  
Pontotoc LTC, Licensee  
Donna K. Stephens, Administrator  
Proprietary  
Medicaid/Medicare  
Capacity: 60

Pontotoc Nursing Home  
176 South Main Street  
P.O. Box 790  
Pontotoc, Mississippi 38863  
Phone: 662-488-7640  
Fax: 662-488-7675  
Gerald Wages, Licensee  
Fred B. Hood, Administrator  
Proprietary  
Medicaid/Medicare  
Capacity: 44

Sunshine Rest Home  
1677 Highway 9 North  
Pontotoc, Mississippi 38863  
Phone: 662-489-1189  
Fax: 662-489-6634  
Sunshine Health Care, Licensee  
Kelly Fesmire, Administrator  
Proprietary  
Medicaid/Medicare  
Capacity: 60

## **Prentiss County**

The Landmark Nursing & Rehab Center  
100 Lauren Drive  
Booneville, Mississippi 38829  
Phone: 662-720-0972  
Fax: 662-720-0977  
Travis Childers, Licensee  
David Horn, Administrator  
Proprietary  
Capacity: 80

Longwood Community Living Center  
200 Long Street  
P.O. Box 326  
Booneville, Mississippi 38829  
Phone: 662-728-6234  
Fax: 662-728-6944  
CLC of Booneville, Licensee  
Teresa W. Davis, Administrator  
Proprietary  
Medicaid/Medicare  
Capacity: 64

## **Quitman County**

Quitman County Nursing Home  
350 Getwell Drive  
Marks, Mississippi 38646  
Phone: 662-326-3690  
Fax: 662-326-2717  
Quitman County Nursing Home, Licensee  
Ronald Warrington, Administrator  
Proprietary  
Medicaid  
Capacity: 60

## Rankin County

Brandon Court Nursing Home  
100 Burhman Road  
Brandon, Mississippi 39042  
Phone: 601-664-2259  
Fax: 601-664-2260  
Rankin Community Care Center, Licensee  
Anita Harrison, Administrator  
Non-Profit  
Medicaid/Medicare  
Capacity: 100

Brandon Nursing & Rehab Center  
355 Crossgates Boulevard  
Brandon, Mississippi 39042  
Phone: 601-825-3192  
Fax: 601-825-6398  
Brandon Nursing & Rehab Center, Licensee  
Tony Wehunt, Administrator  
Proprietary  
Medicaid/Medicare  
Capacity: 230

Briar Hill Rest Home  
1201 Gunter Road  
Florence, Mississippi 39073  
Phone: 601-939-6371  
Fax: 601-939-6228  
Briar Hill Rest Home, Licensee  
E. Charlene Quarles, Administrator  
Proprietary  
Medicaid/Medicare  
Capacity: 60

Jaquith Nursing Home - Adams Inn  
3550 Highway 468 West  
P.O. Box 207  
Building 31 & 48  
Whitfield, Mississippi 39193  
Phone: 601-351-8081  
Fax: 601-351-8243  
James G. Chastain, Licensee  
Gerald Reed, Administrator  
Public  
Medicaid  
Capacity: 133

Jaquith Nursing Home -Jaquith Inn  
3550 Highway 468 West  
P.O. Box 207  
Building 78 & 69  
Whitfield, Mississippi 39193  
Phone: 601-351-8246  
Fax: 601-351-8243  
James G. Chastain, Licensee  
Malcolm Pinion, Administrator  
Non-Profit  
Medicaid  
Capacity: 87

Jaquith Nursing Home - Jefferson Inn  
3550 Highway 468 West  
P.O. Box 207  
Building 29 & 33  
Whitfield, Mississippi 39193  
Phone: 601-351-8275  
Fax: 601-351-8243  
James G. Chastain, Licensee  
Lee Varner, Administrator  
Non-Profit  
Medicaid  
Capacity: 86

Jaquith Nursing Home - Madison Inn  
3550 Highway 468 West  
P.O. Box 207  
Building 28 & 34  
Whitfield, Mississippi 39193  
Phone: 601-351-8151  
Fax: 601-351-8243  
James G. Chastain, Licensee  
John Keith Grubbs, Administrator  
Non-Profit  
Medicaid  
Capacity: 85

Jaquith Nursing Home - Monroe Inn  
3550 Highway 468 West  
P.O. Box 207  
Building 40 & 41  
Whitfield, Mississippi 39193  
Phone: 601-351-8103  
Fax: 601-351-8243  
James G. Chastain, Licensee  
Jim Dedeaux, Administrator  
Non-Profit  
Medicaid  
Capacity: 88

Methodist Specialty Care Center  
One Layfair Drive, Suite 500  
Flowood, Mississippi 39232  
Phone: 601-420-7760  
Fax: 601-420-7770  
Miss. Methodist Hospital Rehab  
Center, Licensee  
Jan Robertson, Administrator  
Non-Profit  
Medicaid  
Capacity: 60

Wisteria Gardens  
5420 Highway 80 East  
Pearl, Mississippi 39208  
Phone: 601-988-6800  
Fax: 601-988-6801  
Wisteria Gardens, LLC, Licensee  
William David Hill, Administrator  
Proprietary  
Non-participating  
Capacity: 52

### **Scott County**

S. E. Lackey Convalescent Home  
266 First Avenue  
Forest, Mississippi 39074  
Phone: 601-469-4151  
Fax: 601-469-3861  
Joseph S. McNulty, III, Licensee  
Donna G. Riser, Administrator  
Non-Profit  
Non-Participating  
Capacity: 20

Mississippi Care Center of Morton  
96 Old Highway 80 East  
Morton, Mississippi 39117  
Phone: 601-732-6361  
Fax: 601-732-2220  
Scott County Long Term Care, Licensee  
Stephen N. Pace, Administrator  
Proprietary  
Medicaid/Medicare  
Capacity: 120

### **Sharkey County**

Heritage Manor of Rolling Fork  
431 West Race Street  
P.O. Box 279  
Rolling Fork, Mississippi 39159  
Phone: 662-873-6218  
Fax: 662-873-6050  
Rolling Fork Health Care, Licensee  
Bobby Welborn, Administrator  
Non-profit  
Medicaid/Medicare  
Capacity: 54

### **Simpson County**

Bedford Care Center of Mendenhall  
925 West Mangum Avenue  
Mendenhall, Mississippi 39114  
Phone: 601-847-1311  
Fax: 601-847-0857  
Bedford Care Center of Mendenhall, LLC,  
Licensee  
Carolyn Davis, Administrator  
Proprietary  
Medicaid/Medicare  
Capacity: 60

Hillcrest Nursing Center  
1401 First Avenue, N.E.  
Magee, Mississippi 39111  
Phone: 601-849-0384  
Fax: 601-849-9327  
Hillcrest Nursing Center, Licensee  
Cherry L. Jones, Administrator  
Proprietary  
Medicaid/Medicare  
Capacity: 120

### **Smith County**

Rolling Acres Retirement Center  
309 Magnolia Drive  
P.O. Box 128  
Raleigh, Mississippi 39153  
Phone: 601-782-4244  
Fax: 601-782-9616  
Rolling Acres Retirement Center, Licensee  
Cleta Mullins, Administrator  
Proprietary  
Medicaid  
Capacity: 121

## Stone County

Azalea Gardens Nursing Center  
530 Hall Street  
Wiggins, Mississippi 39577  
Phone: 601-928-5281  
Fax: 601-928-9090  
H.C. Cain, Licensee  
Betty Hinton, Administrator  
Proprietary  
Medicaid/Medicare  
Capacity: 149

Stone County Nursing & Rehab Center  
1436 East Central Avenue  
Wiggins, Mississippi 39577  
Phone: 601-928-1889  
Fax: 601-928-2335  
Stone County Nursing & Rehab Center,  
Licensee  
Robert S. McBeth, Administrator  
Proprietary  
Medicaid/Medicare  
Capacity: 59

## Sunflower County

Liberty Health & Rehab of Indianola  
401 Highway 82 West  
Indianola, Mississippi 38751  
Phone: 662-887-2682  
Fax: 662-887-3817  
Liberty Health & Rehab, Licensee  
Angela M. Whittington, Administrator  
Proprietary  
Medicaid/Medicare  
Capacity: 75

Ruleville Nursing & Rehab Center  
800 Stansel Drive  
Ruleville, Mississippi 38771  
Phone: 662-756-4361  
Fax: 662-756-2788  
Ruleville Nursing & Rehab Center,  
Licensee  
Tina Alexander, Administrator  
Proprietary  
Medicaid/Medicare  
Capacity: 109

Walter B. Crook Nursing Facility  
840 North Oak Avenue  
P.O. Box 369  
Ruleville, Mississippi 38771  
Phone: 662-756-2711  
Fax: 662-756-4114  
H.T. Miller, Licensee  
Bonnie Hatten Thorton, Administrator  
Public  
Medicaid/Medicare  
Capacity: 60

## Tallahatchie County

Tallahatchie General Hospital  
Extended Care Facility  
201 South Market Street  
P.O. Box 230  
Charleston, Mississippi 38921  
Phone: 662-647-5535  
Fax: 662-647-3677  
Tallahatchie General Hospital, Licensee  
Bobby J. Brunson, Jr., Administrator  
Public  
Medicaid  
Capacity: 68

## Tate County

Senatobia Convalescent Center  
402 Getwell Drive  
Senatobia, Mississippi 38668  
Phone: 662-562-5664  
Fax: 662-562-0054  
SCC, Inc., Licensee  
Thomas Hand, Administrator  
Proprietary  
Medicaid/Medicare  
Capacity: 120

## Tippah County

GoldenLiving Center - Ripley  
101 Cunningham Street  
Ripley, Mississippi 38663  
Phone: 662-837-3011  
Fax: 662-837-0230  
GLC - Ripley, Licensee  
Slymece L. Bennett, Administrator  
Proprietary  
Medicaid/Medicare  
Capacity: 140

Rest Haven Nursing Home  
103 Cunningham Drive  
Ripley, Mississippi 38663  
Phone: 662-837-3062  
Fax: 662-837-1395  
Vanguard of Ripley, Licensee  
Aileen Holt, Administrator  
Proprietary  
Medicaid/Medicare  
Capacity: 60

Tippah County Nursing Home  
1005 City Avenue North  
P.O. Box 499  
Ripley, Mississippi 38663  
Phone: 662-837-9221  
Fax: 662-837-2110  
Dr. Norris Howell, Licensee  
Ann Akins, Administrator  
Non-Profit  
Medicaid/Medicare  
Capacity: 40

## **Tishomingo County**

Tishomingo Community Living Center  
1410 West Quitman Street  
P.O. Box 562  
Iuka, Mississippi 38852  
Phone: 662-423-3422  
Fax: 662-423-5259  
CLC of Iuka, Licensee  
Pamela Bates, Administrator  
Proprietary  
Medicaid/Medicare  
Capacity: 73

Tishomingo Manor Nursing Home  
230 Khaki Street  
Iuka, Mississippi 38852  
Phone: 662-423-9112  
Fax: 662-423-9121  
Tishomingo Community Care Center,  
Licensee  
Debra C. Estes, Administrator  
Proprietary  
Medicaid/Medicare  
Capacity: 105

## **Tunica County**

Tunica Nursing Home  
1024 Highway 61 South  
Tunica, Mississippi 38676  
Phone: 662-363-3164  
Fax: 662-363-4191  
Tunica Nursing Home, Licensee  
Barbara Lenard, Administrator  
Proprietary  
Medicaid  
Capacity: 60

## **Union County**

Graceland Care Center of New Albany  
118 South Glenfield Road  
New Albany, Mississippi 38652  
Phone 662-534-9506  
Fax: 662-534-2407  
Union LTC, Licensee  
Karen L. Clayton, Administrator  
Proprietary  
Medicaid/Medicare  
Capacity: 120

Union County Health & Rehab  
1111 Bratton Road  
New Albany, Mississippi 38652  
Phone: 662-539-0502  
Fax: 662-539-0602  
Union County Health & Rehab Ctr., Inc.,  
Licensee  
Carolyn Wilson, Administrator  
Proprietary  
Medicare/Medicaid  
Capacity: 60

## **Walthall County**

Billdora Nursing Home  
314 Enoch Street  
Tylertown, Mississippi 39667  
Phone: 601-876-2173  
Fax: 601-876-6776  
Billdora Senior Care, Licensee  
Cissy Canova, Administrator  
Proprietary  
Medicaid/Medicare  
Capacity: 77



Golden Living Center - Tylertown  
200 Medical Circle  
P.O. Box 112  
Tylertown, Mississippi 39667  
Phone: 601-876-2107  
Fax: 601-876-5990  
GGNSC Tylertown, Licensee  
Gayle Bullock, Administrator  
Proprietary  
Medicaid/Medicare  
Capacity: 60

## Warren County

Covenant Health & Rehab of Vicksburg  
2850 Porters Chapel Road  
Vicksburg, Mississippi 39180  
Phone: 601-638-9211  
Fax: 601-636-4986  
Covenant Health & Rehab of Vicksburg,  
Licensee  
Greg Garvin, Administrator  
Proprietary  
Medicaid/Medicare  
Capacity: 120

Heritage House Nursing Center  
3103 Wisconsin Avenue  
P.O. Box 820485  
Vicksburg, Mississippi 39180  
Phone: 601-638-1514  
Fax: 601-638-8738  
Community Care Center of Vicksburg,  
Licensee  
Robert Greer, Administrator  
Proprietary  
Medicaid/Medicare  
Capacity: 60

Shady Lawn Nursing Home  
60 Shady Lawn Place  
Vicksburg, Mississippi 39180  
Phone: 601-636-1448  
Fax: 601-636-8811  
Shady Lawn Nursing Center, Licensee  
James E. Rife, Sr., Administrator  
Proprietary  
Medicaid/Medicare  
Capacity: 100

Vicksburg Convalescent Home  
1708 Cherry Street  
Vicksburg, Mississippi 39180  
Phone: 601-638-3632  
Fax: 601-638-3998  
Vicksburg Convalescent Home, Licensee  
Amy U. Brown, Administrator  
Proprietary  
Medicaid/Medicare  
Capacity: 100

## Washington County

Arnold Avenue Nursing Home  
402 Arnold Avenue  
Greenville, Mississippi 38701  
Phone: 662-332-0318  
Fax: 662-335-7892  
Magnolia Healthcare, Licensee  
Diane Kelly, Administrator  
Non-Profit  
Medicaid/Medicare  
Capacity: 60

Autumn Leaves Nursing Home  
570 North Solomon Street  
Greenville, Mississippi 38701  
Phone: 662-335-5863  
Fax: 662-335-5874  
Magnolia Healthcare, Inc., Licensee  
Glynn Nora Brown, Administrator  
Non-profit  
Medicaid/Medicare  
Capacity: 60

Legacy Manor Nursing & Rehab Center  
1935 North Theobald Street Extended  
Greenville, Mississippi 38703  
Phone: 662-334-4501  
Fax: 662-335-4989  
American Legacy Property, Licensee  
Mack Gorton, Jr., Administrator  
Proprietary  
Medicaid/Medicare  
Capacity: 60

Mississippi Care Center of Greenville  
1221 East Union Street  
Greenville, Mississippi 38703  
Phone: 662-335-5811  
Fax: 662-332-2551  
Washington County LTC, Inc., Licensee  
Tessa Cooper, Administrator  
Proprietary  
Medicaid/Medicare  
Capacity: 116

Washington Care Center  
1920 Lisa Drive Ext.  
Greenville, Mississippi 38703  
Phone: 662-335-2897  
Fax: 662-335-2130  
Mid Delta Properties, Licensee  
Myra Joy Lehman, Administrator  
Proprietary  
Capacity: 60

### **Wayne County**

Pine View Health Care Center  
1304 Walnut Street  
Waynesboro, Mississippi 39367  
Phone: 601-735-9025  
Fax: 601-735-0813  
Pensacola Health Trust, Licensee  
Joan B. Stanford, Administrator  
Proprietary  
Medicaid/Medicare  
Capacity: 90

### **Webster County**

GoldenLiving Center - Eupora  
156 E Walnut Avenue  
Eupora, Mississippi 39744  
Phone: 662-258-8293  
Fax: 662-258-2345  
GGNSC Eupora, Licensee  
Debbie Spence, Administrator  
Proprietary  
Medicaid/Medicare  
Capacity: 119

Webster Health Services Inc.  
70 Medical Plaza  
Eupora, Mississippi 39744  
Phone: 662-258-6221  
Fax: 662-258-9291  
John Heer, Licensee  
Bob Jones, Administrator  
Non-Profit  
Medicaid  
Capacity: 36

### **Wilkinson County**

Wilkinson County Nursing Center  
116 South Lafayette Street  
P.O. Box 310  
Centreville, Mississippi 39631  
Phone: 601-645-5253  
Fax: 601-645-6389  
Winston County Nursing Center, LLC,  
Licensee  
Justin W. Johnson, Administrator  
Proprietary  
Medicaid/Medicare  
Capacity: 105

### **Winston County**

Louisville Healthcare  
(Care Center of Louisville)  
543 East Main Street  
P.O. Box 542  
Louisville, Mississippi 39339  
Phone: 662-773-8047  
Fax: 662-773-2530  
Louisville Healthcare, LLC, Licensee  
Deborah G. White, Administrator  
Proprietary  
Medicaid/Medicare  
Capacity: 60

Winston County Nursing Home  
562 East Main Street  
Louisville, Mississippi 39339  
Phone: 662-773-6211  
Fax: 662-773-6223  
Lex Taylor, Licensee  
W. Dale Saulters, Administrator  
Non-profit  
Medicaid/Medicare  
Capacity: 120

## Yalobusha County

Yalobusha County Nursing Home  
630 South Main Street  
P.O. Box 728  
Water Valley, Mississippi 38965  
Phone: 662-473-1411  
Fax: 662-473-4922  
Linda Ingram, Licensee  
Terry Varner, Administrator  
Public  
Medicaid  
Capacity: 120

## Yazoo County

Martha Coker Convalescent Home  
2041 Grand Avenue  
Yazoo City, Mississippi 39194  
Phone: 662-746-4621  
Fax: 662-746-5709  
Richard A. Darden, Jr., Licensee  
Julie M. Hoffman, Administrator  
Non-Profit  
Non-Participating  
Capacity: 41

Oasis Health & Rehab of Yazoo City  
925 Calhoun Avenue  
Yazoo City, Mississippi 39194  
Phone: 662-746-7770  
Fax: 662-746-6090  
Oasis Health & Rehab of Yazoo City,  
Licensee  
Andrew S. Overholser, Administrator  
Proprietary  
Medicaid/Medicare  
Capacity: 180

## Licensed ICF/MRs

### Coahoma County

Delta Manor  
701 Highway 322 West  
Clarksdale, Mississippi 38614  
Phone: 662-627-2212  
Fax: 662-627-1727  
Thomas D. Scott, Licensee  
Linda M. Brady, Administrator  
Proprietary  
Medicaid  
Capacity: 132

### Harrison County

South Mississippi Regional Center  
1170 West Railroad Street  
Long Beach, Mississippi 39560  
Phone: 228-868-2923  
Fax: 228-865-9364  
Edwin G. LeGrand, III, Licensee  
Pamela C. Baker, Ph.D., Administrator  
Public  
Medicaid  
Capacity: 260

### Jones County

Clover Circle ICF/MR  
Ellisville State School  
1101 Highway 11 South  
Ellisville, Mississippi 39437  
Phone: 601-477-9384, Ext. 294  
Fax: 601-477-5694  
Edwin G. LeGrand, III, Licensee  
Candace Norris, Administrator  
Public  
Medicaid  
Capacity: 197

Paul D. Cotton ICF/MR  
Ellisville State School  
1101 Highway 11 South  
Ellisville, Mississippi 39437  
Phone: 601-477-9384  
Fax: 601-477-5694  
Edwin G. LeGrand, III, Licensee  
Amy Furr, Administrator  
Public  
Medicaid  
Capacity: 94

Hillside ICF/MR  
Ellisville State School  
1101 Highway 11 South  
Ellisville, Mississippi 39437  
Phone: 601-477-9384  
Fax: 601-477-5694  
Edwin C. LeGrand, III, Licensee  
Andria Wade, Administrator  
Public  
Medicaid  
Capacity: 138

Pecan Grove ICF/MR  
Ellisville State School  
1101 Highway 11 South  
Ellisville, Mississippi 39437  
Phone: 601-477-9384  
Fax: 601-477-5694  
Edwin C. LeGrand, III, Licensee  
Cynthia Cooley, Administrator  
Public  
Medicaid  
Capacity: 283

### Lafayette County

Woodlane ICF/MR  
North Mississippi Regional Center  
967 Regional Center Drive  
Oxford, Mississippi 38655  
Phone: 662-234-1476  
Fax: 662-234-1699  
Edwin C. LeGrand, III, Licensee  
Sandy A Rogers, Ph.D., Administrator  
Public  
Medicaid  
Capacity: 491

### Lincoln County

Lincoln Residential Center  
524 Brookman Drive  
Brookhaven, Mississippi 39601  
Phone: 601-835-1884  
Fax: 601-833-0430  
Thomas Scott, Licensee  
Charlyn Stafford Beeson, Administrator  
Proprietary  
Medicaid  
Capacity: 140

## Madison County

Canton Manor  
1145 East Tisdale Avenue  
Canton, Mississippi 39046  
Phone: 662-859-6712  
Fax: 662-859-2355  
Thomas D. Scott, Licensee  
Albertha Miller, Administrator  
Proprietary  
Medicaid  
Capacity: 132

Son Valley  
461 Goodloe Road  
Canton, Mississippi 39157  
Phone: 601-859-2100  
Fax: 601-859-2105  
Son Valley, Licensee  
William F. McCormack, Administrator  
Non-Profit  
Medicaid  
Capacity: 20

## Oktibbeha County

Rolling Hills Development Center  
200 Womack Road  
Starkville, Mississippi 39759  
Phone: 662-323-9183  
Fax: 662-323-1089  
Thomas D. Scott, Licensee  
Chuck Prestwood, Administrator  
Proprietary  
Medicaid  
Capacity: 140

## Rankin County

Hudspeth Regional Center  
Highway 475 South  
P.O. Box 127-B  
Whitfield, Mississippi 39193  
Phone: 601-664-6000  
Fax: 601-664-6304  
Edwin C. LeGrand, III, Licensee  
John P. Lipscomb, Ph.D., Administrator  
Public  
Medicaid  
Capacity: 415

## Simpson County

Millcreek, ICF/MR  
900 First Avenue, Northeast  
Magee, Mississippi 39111  
Phone: 601-849-4221  
Fax: 601-849-5646  
Kevin P. Sheehan, Licensee  
Lisa B. Hilton, Administrator  
Proprietary  
Medicaid  
Capacity: 125

W. L. Jaquith ICF/MR  
Boswell Regional Center  
1049 Highway 149  
P.O. Box 128  
Magee, Mississippi 39111  
Phone: 601-867-5000  
Fax: 601-849-2586  
Edwin C. LeGrand, III, Licensee  
Cindy Womack, Administrator  
Public  
Medicaid  
Capacity: 198

## Licensed Psychiatric Residential Facilities

### DeSoto County

Parkwood Behavioral Health System  
8135 Goodman Road  
Olive Branch, Mississippi 38654  
Phone: 662-895-4900  
Fax: 662-895-4403  
Parkwood Behavioral Health System,  
Licensee  
Kurt A. Issacson, Administrator  
Proprietary  
Medicaid  
Capacity: 40

### Harrison County

Specialized Treatment Facility  
14426 James Bond Road  
Gulfport, Mississippi 39503  
Phone: 228-328-6000  
Fax: 228-328-6035  
Anastasia G. Miller, Licensee &  
Administrator  
Public  
Capacity: 48

### Hinds County

Cares Center  
402 Wesley Avenue  
Jackson, Mississippi 39202  
Phone: 601-352-7784  
Fax: 601-355-3703  
David Sanders, Licensee  
Shea Hutchins, Administrator  
Non-profit  
Capacity: 44

### Lauderdale County

The Crossings  
5000 Highway 39 North  
Meridian, Mississippi 39301  
Phone: 601-483-5452  
Fax: 601-581-9944  
PSI Crossings, LLC, Licensee  
Stacy Rae Andreacchio, Administrator  
Public  
Capacity: 60

### Pontotoc County

Millcreek of Pontotoc  
1814 Highway 15 North  
P.O. Box 619  
Pontotoc, Mississippi 38863  
Phone: 662-488-8878  
Fax: 662-488-8767  
Kevin Sheehan, Licensee  
Matt Wiltshire, Administrator  
Proprietary  
Medicaid  
Capacity: 51

### Simpson County

Millcreek Psychiatric Residential  
Treatment Facility  
900 First Avenue, Northeast  
P.O. Box 1160  
Magee, Mississippi 39111  
Phone: 601-849-4221  
Fax: 601-849-6427  
Kevin P. Sheehan, Licensee  
Lisa B. Hilton, Administrator  
Proprietary  
Medicaid  
Capacity: 57

### Winston County

Diamond Grove Center  
2311 Highway 15 South  
P.O. Box 848  
Louisville, Mississippi 39339  
Phone: 601-779-0119  
Fax: 601-779-0126  
Diamond Grove Center, Licensee  
Patrick R. Swoopes, Administrator  
Non-Profit  
Capacity: 30

## Licensed Personal Care Homes

### Adams County

Arnold's Personal Care Home  
722 North Rankin Street  
Natchez, Mississippi 39120  
Phone: 601-442-7519  
Rebecca N. Foreman, Licensee  
& Administrator  
Proprietary  
Capacity: 14

Magnolia House  
311 Highland Boulevard  
Natchez, Mississippi 39120  
Phone: 601-446-5097  
Fax: 601-442-5930  
Sentry Care, Licensee  
Lisa Welsh, Administrator  
Proprietary  
Capacity: 46

### Alcorn County

Country Cottage Assisted Living  
3002 North Polk Street  
Corinth, Mississippi 38834  
Phone: 662-287-7811  
Wade C. White, Licensee  
April Davis, Administrator  
Proprietary  
Capacity: 29

Dogwood Plantation of Corinth  
1101 Levee Road  
Corinth, Mississippi 38834  
Phone: 662-286-7021  
Fax: 662-286-7074  
DuJuana Frazier Thompson, Licensee  
Tamara L. Hartnell, Administrator  
Proprietary  
Capacity: 40

### Attala County

Atwood Personal Care Home #1  
406 North Jackson Street  
Kosciusko, Mississippi 39090  
Phone: 662-289-2790  
Fax: 662-289-3334  
Atwood Personal Care Home, Inc, Licensee  
Mark P Atwood, Administrator  
Proprietary  
Capacity: 9

Atwood Personal Care Home #2  
328 Goodman Street  
Kosciusko, Mississippi 39090  
Phone: 662-289-2547  
Fax: 662-289-3334  
Atwood Personal Care Home, Inc, Licensee  
Mark P. Atwood, Administrator  
Proprietary  
Capacity: 31

### Benton County

Cedarbrook Personal Care Home  
1150 Gray Academy Road  
P.O. Box 116  
Ashland, Mississippi 38603  
Phone: 662-224-3323  
Fax: 662-224-9174  
Cedarbrook, Licensee  
Proprietary  
Capacity: 24

### Bolivar County

Cleveland Personal Care Home  
800 Third Street  
Cleveland, Mississippi 38732  
Phone: 662-846-6160  
Fax: 662-846-6164  
Cleveland Personal Care Home  
Residential Living, Licensee  
Megan Young, Administrator  
Proprietary  
Capacity: 95  
Assisted Living

Cornerstone Personal Care Home  
102 East McWilliams Street  
P.O. Box 126  
Winstonville, Mississippi 38781  
Phone: 662-741-2703  
Charline Brandon, R.N., Licensee &  
Administrator  
Non-profit  
Capacity: 16  
Closed March 2009

Indywood Estate Personal Care Home  
218 Ronaldman Road  
Cleveland, Mississippi 38732  
Phone: 662-843-7885  
Fax: 662-843-7985  
Indywood Estate, Licensee  
Shirley Edmondson, Administrator  
Proprietary  
Capacity: 38

Lawson Personal Care Home  
407 Old Highway 61  
Shaw, Mississippi 38773  
Phone: 662-754-3278  
Fax: 662-754-3807  
Helen F. Lawson, Licensee &  
Administrator  
Proprietary  
Capacity: 13

### **Calhoun County**

Bruce Community Living Center  
176 Highway 9 North  
P.O. Box 1280  
Bruce, Mississippi 38915  
Phone: 662-412-5100  
Fax: 662-412-5122  
CLC of Bruce, Licensee  
Christina Palmer, Administrator  
Public Leased  
Capacity: 20  
Assisted Living

### **Chickasaw County**

FernBrooke Personal Care Home  
(Langford's Magnolia Personal Care Home)  
127 Country Road 31  
Houston, Mississippi 38851  
Phone: 662-456-9400  
Fax: 662-628-4018  
FernBrook Healthcare, LLC, Licensee  
Joann Cunningham, Administrator  
Proprietary  
Capacity: 24

### **Clarke County**

Golden Meadow Specialty Care  
4043 Country Road 110  
Shubuta, Mississippi 39360  
Phone: 601-735-4806  
Fax: 601-735-5180  
G. Keith Winters, Licensee  
Stan Trigg, Administrator  
Proprietary  
Capacity: 20

### **Choctaw County**

Brooklyn Hall Personal Care Home  
23283 Highway 15 South  
Mathiston, Mississippi 39752  
Phone: 662-263-8001  
Fax: 662-263-8002  
Lynn McClelland, Licensee & Administrator  
Proprietary  
Capacity: 14  
Licensed 5/05/08

### **Clay County**

Fondern's Personal Care Home  
20016 Dill Road  
Pheba, Mississippi 39755  
Phone: 662-494-7119  
Betty Fondern-Phelps, Licensee &  
Administrator  
Proprietary  
Capacity: 7



Waverly Care Home  
315 West Broad Street  
P.O. Box 797  
West Point, Mississippi 39773  
Phone: 662-494-0074  
Fax: 662-494-7189  
Robin B. Foster, Licensee & Administrator  
Proprietary  
Capacity: 21

## Coahoma County

Flowers Glen Personal Care  
1251 Lee Drive  
Clarksdale, Mississippi 38614  
Phone: 662-627-2222  
Fax: 662-627-1703  
Steve McAlilly, Licensee  
Mary M. Chrestman, Administrator  
Non-profit  
Capacity: 36

## Covington County

Covington Ridge Retirement Personal  
Care Home  
100 Covington Ridge Place #30  
Collins, Mississippi 39428  
Phone: 601-765-1100  
Fax: 601-765-6133  
Kevin Cooksey, Licensee  
Melinda Lott, Administrator  
Proprietary  
Capacity: 36

## DeSoto County

Hermitage Gardens of Southaven  
108 Clarington Drive  
Southaven, Mississippi 38671  
Phone: 662-349-9043  
Fax: 662-349-7053  
Five Star Quality Care, Licensee  
Lynn Henderson, Administrator  
Proprietary  
Capacity: 65  
Assisted Living/Alzheimer's

Olive Grove Terrace  
9684 Goodman Road  
Olive Branch, Mississippi 38654  
Phone: 662-895-7609  
Fax: 662-895-3501  
Marsha Tucker, Administrator  
Capacity: 50  
Increased from 36 beds

Wesley Meadows Retirement Community  
1325 McIngvale Road  
P.O. Box 487  
Hernando, Mississippi 38632  
Phone: 662-429-2070  
Fax: 662-429-2496  
Stephen L. McAlilly, Licensee  
Marian Norwood, Administrator  
Non-Profit  
Capacity: 30  
Assisted Living

## Forrest County

Country Comfort Personal Care Home  
330 Pop Runnels Road  
Petal, Mississippi 39465  
Phone: 601-545-7603  
Fax: 601-544-0136  
Jo Ann Rushing, Licensee & Administrator  
Proprietary  
Capacity: 16

Hartford Place Personal Care  
705 Hall Avenue  
Hattiesburg, Mississippi 39401  
Phone: 601-545-8333  
Fax: 601-545-8399  
Jack C. Cooley, II, Licensee  
Lisa Cooley, Administrator  
Proprietary  
Capacity: 20

Loyalton of Hattiesburg  
103 Fox Chase Drive  
Hattiesburg, Mississippi 39402  
Phone: 601-271-2177  
Fax: 601-271-2411  
Dan Baty, Licensee  
Helena Lassiter, Administrator  
Proprietary  
Capacity: 90  
Assisted Living

Pine Meadow Alzheimer Special Care Center  
107 Fox Chase Drive  
Hattiesburg, Mississippi 39402  
Phone: 601-271-8480  
Fax: 601-271-2510  
Helena Lasseter, Administrator  
Proprietary  
Capacity: 56  
Assisted Living/ Alzheimer's

## George County

Willie Banks Center  
578 Park Street  
Lucedale, Mississippi 39452  
Phone: 601-766-0451  
Mary Ellen Banks, Licensee  
Sharlane Blackston, Administrator  
Public Leased  
Capacity: 10

Silvercrest Personal Care  
1272 Highway 98 West  
Lucedale, Mississippi 39452  
Phone: 601-947-9312  
Proprietary  
Rita L. Perkins, Licensee &  
Administrator  
Capacity: 9

Smith Manor  
15255 Highway 613  
Lucedale, Mississippi 39452  
Phone: 601-947-7796  
Mark Smith, Licensee & Administrator  
Proprietary  
Capacity: 14

Sparrow Hills  
4285 Beaver Dam Road  
Lucedale, Mississippi 39452  
Phone: 601-947-6586  
Fax: 601-766-9106  
Nancy Hilburn, RN, Administrator  
Proprietary  
Capacity: 10  
Licensed 9/04/08

## Grenada County

Graceland of Grenada, Inc.  
1855 Hill Drive  
Grenada, Mississippi 38901  
Phone: 662-226-8556  
Fax: 662-229-0556  
Graceland of Grenada, LLC, Licensee  
Debbie Mitchell, Administrator  
Proprietary  
Capacity: 38

Graceland of Grenada North  
21 Rosemont Drive  
Grenada, Mississippi 38901  
Phone: 662-226-3363  
Fax: 662-226-5406  
Graceland Of Grenada North, LLC, Licensee  
Becky Adams, Administrator  
Proprietary  
Capacity: 20

## Hancock County

Dunbar Village Assisted Living  
725 Dunbar Avenue  
Bay St Louis, Mississippi 39520  
Phone: 228-466-3099  
Fax: 228-466-0990  
Dunbar Village, Licensee  
Robert G. Huet, Administrator  
Proprietary  
Capacity: 10  
Relicensed 4/14/08

Woodland Village Nursing Center  
Personal Care Home  
5427 Gex Road  
Diamondhead, Mississippi 39525  
Phone: 228-255-4832  
Fax: 228-255-4833  
HIC Properties, II, LLC, Licensee  
John McDaniel, Administrator  
Proprietary  
Capacity: 2

## Harrison County

Chapman Oaks  
210 Roberts Street  
Long Beach, Mississippi 39560  
Phone: 228-868-7199  
Fax: 228-868-9769  
Chapman Oaks, Licensee  
Brenda Chapman, Administrator  
Proprietary  
Capacity: 15

Greenbriar Personal Care  
4387 West Gay Road  
D'Iberville, Mississippi 39540  
Phone: 228-392-8484  
Fax: 228-392-6262  
H. Conner Cain, Licensee  
Shelia Jackson, Administrator  
Proprietary  
Capacity: 6  
Licensed 7/14/08

Lakeview Nursing Center  
16411 Robinson Road  
Gulfport, Mississippi 39503  
Phone: 228-831-3001  
Fax: 228-831-0408  
Brian Cain, Licensee  
Diane Carpenter, Administrator  
Proprietary  
Capacity: 10

Loyalton of Biloxi  
2120 Enterprise Drive  
Biloxi, Mississippi 39531  
Phone: 228-388-0946  
Fax: 228-388-8951  
Daniel R. Baty, Licensee  
Cassandra Roberts, Administrator  
Proprietary  
Capacity: 105  
Assisted Living

Shepherd House  
9405 Tucker Road  
Biloxi, Mississippi 39532  
Phone: 228-872-3373  
Janice Johnson, Licensee & Administrator  
Non-Profit  
Capacity: 9

## Hinds County

Alpha & Omega Personal Care Home  
131 South Prentiss Street  
Jackson, Mississippi 39203  
Phone: 601-354-0783  
Rev. Myrtle McAllister, Licensee &  
Administrator  
Non-Profit  
Capacity: 13

Autumn Light Inc.  
1458 Moncure Marble Road  
Terry, Mississippi 39170  
Phone: 601-878-9684  
Autumn Light Care Home, Licensee  
Jerome Talbert, Administrator  
Non-Profit  
Capacity: 23

Campbell's Personal Care Home  
852 Crawford Street  
Jackson, Mississippi 39203  
Campbell's PCH, Licensee  
Andrew Campbell, Administrator  
Phone: 601-968-9977  
Non-Profit  
Capacity: 6

Central Mississippi Personal Care Home  
915 Hunt Street  
P.O. Box 3301  
Jackson, Mississippi 39203  
Phone: 601-355-8076  
Fax: 601-969-9794  
Robert E. Ward, Licensee  
Alisa Q. Brown, Administrator  
Non-Profit  
Capacity: 13

Community Welfare & Health Center  
1208 Wiggins Street  
Jackson, Mississippi 39203  
Phone: 601-352-4721  
Jimmy C. Robinson, Licensee  
Daisy Shannon, Administrator  
Non-Profit  
Capacity: 14

Eldercare Personal Care Home  
232 Moss Avenue  
Jackson, Mississippi 39209  
Phone: 601-969-2273  
LaFrances Evans, Licensee  
Donyale Robbins, Administrator  
Non-Profit  
Capacity: 11

Erie Street Personal Care Home  
606 Erie Street  
Jackson, Mississippi 39203  
Phone: 601-354-9186  
Teresa Warner, Licensee & Administrator  
Non-Profit  
Capacity: 11

Gena's Four Season's Personal Care  
Home & Assisted Living  
103 Jackson Street  
Edwards, Mississippi 39066  
Phone: 601-852-9300  
Fax: 601-852-9303  
Diane Wheaton, Licensee & Administrator  
Capacity: 8

Hope Personal Care Home  
2227 Old Vicksburg Road  
Clinton, Mississippi 39056  
Phone: 601-924-2236  
Fax: 601-924-2212  
Gloria Areghan, Licensee  
Teddy Ogamien, Administrator  
Proprietary  
Capacity: 18

Izora's Personal Care Home  
430 Earle Street  
Jackson, Mississippi 39203  
Phone: 601-352-6161  
Eula Warner, Licensee & Administrator  
Non-Profit  
Capacity: 12

Love & Gracious Personal Care Home  
1625 Westhaven Blvd.  
Jackson, Mississippi 39209  
Phone: 601-487-8875  
Fax: 601-488-0421  
Dora Hair-Jones, Licensee  
Kenya R. McMullin, Administrator  
Proprietary  
Capacity: 5

McAllister's Personal Care Home  
425 Earle Street  
Jackson, Mississippi 39203  
Phone: 601-352-4271  
Rev. Myrtle McAllister, Licensee &  
Administrator  
Non-Profit  
Capacity: 11

Mom & Daughter Personal Care Home  
1243 Kennington Avenue  
Jackson, Mississippi 39213  
Phone: 601-519-8439  
Rodella Tidwell, Licensee & Administrator  
Proprietary  
Capacity: 13

Myles Retreat Home for the Golden Age  
5911 Holmes Circle  
Jackson, Mississippi 39213  
Phone: 601-956-4185  
Fax: 601-956-4314  
Myles Retreat Home for the Golden Age,  
Licensee  
Bennie M. Johnson, Administrator  
Proprietary  
Capacity: 43

North Grove Personal Care Home  
641 Flag Chapel Road  
Jackson, Mississippi 39209  
Phone: 601-922-2008  
Fax: 601-922-2718  
North Grove Assisted Living, Licensee  
Audrey B. Wiley, Administrator  
Non-Profit  
Capacity: 34  
Assisted Living

Parker's Personal Care Home  
532 Earle Street  
Jackson, Mississippi 39203  
Phone: 601-355-2030  
Ruby T. Parker, Licensee & Administrator  
Non-Profit  
Capacity: 16

Pope's Personal Care Home  
4314 Sunset Drive  
Jackson, Mississippi 39213  
Phone: 601-982-4012  
Chetossa Ann Pope, Licensee &  
Administrator  
Non-profit  
Capacity: 5

Riggs Manor Retirement Community  
2300 Seven Springs Road  
Raymond, Mississippi 39154  
Phone: 601-857-5011  
Fax: 601-855-8455  
Stephen McAlilly, Licensee  
Kay Higginbotham, Administrator  
Non-Profit  
Capacity: 56  
Assisted Living

St. David's Personal Care Home  
714 Rose Street  
Jackson, Mississippi 39203  
Phone: 601-832-6702  
Joyce Morgan, Licensee & Administrator  
Proprietary  
Capacity: 8

Strickland's Personal Care Home  
714 Rose Street  
Jackson, Mississippi 39208  
Phone: 601-832-6702  
Joyce Morgan, Licensure & Certification  
Proprietary  
Capacity: 8

T S Personal Care Home  
3651 Mosley Avenue  
Jackson, Mississippi 39206  
Phone: 601-366-6484  
T S Personal Care Home, Licensee  
Mary E. Tillman, Administrator  
Non-profit  
Capacity: 10

Trace Point Assisted Living  
501 East Northside Drive  
Clinton, Mississippi 39056  
Phone: 601-926-1224  
Fax: 601-926-2070  
Trace Point Assisted Living, Licensee  
Gregory Ward, Administrator  
Proprietary  
Capacity: 88

## **Holmes County**

Miss Bernice's House  
50 Patton Place  
Lexington, Mississippi 39095  
Phone: 662-834-3344  
Fax: 662-834-3314  
Zelpha M. Whatley, Licensee &  
Administrator  
Non-Profit  
Capacity: 16

## **Itawamba County**

Countrywood Plantation Assisted Living  
145 Watson Drive  
Mantachie, Mississippi 38855  
Phone: 662-282-7808  
Fax: 662-282-7738  
Jimmy Young, Licensee  
Rachael Leathers, Administrator  
Proprietary  
Capacity: 46  
Increased from 32 to 46

Daniel Assisted Living  
804 South Adams Street  
Fulton, Mississippi 38843  
Phone: 662-862-2465  
Fax: 662-862-9525  
James C. Holland, Licensee & Administrator  
Proprietary  
Capacity: 27

Dogwood Plantation of Fulton  
201 West Pierce Town Road  
Fulton, Mississippi 38843  
Phone: 662-862-6120  
James B. Shannon, II, Licensee  
Lisa Shannon, Administrator  
Proprietary  
Capacity: 32

Phillips Personal Care Home  
1207 Sandlin Road  
Fulton, Mississippi 38843  
Phone: 662-862-2665  
Dwight Phillips, Licensee  
Proprietary  
Capacity: 14

## Jackson County

Alternative Personal Care Home  
6816 Washington Avenue  
Ocean Springs, Mississippi 39564  
Phone: 228-872-7022  
Melissa E. Webster, Licensee  
& Administrator  
Proprietary  
Capacity: 12

The Gardens at Ocean Springs  
1260 Ocean Springs Road  
Ocean Springs, Mississippi 39564  
Phone: 228-818-0650  
Fax: 228-818-4856  
Steven Carter, Licensee  
Erin Hollis, Administrator  
Proprietary  
Capacity: 52

Camilia Personal Care Home  
2821 Ingalls Avenue  
Pascagoula, Mississippi 39567  
Phone: 228-696-8807  
Fax: 228-696-8810  
Camilia Personal Care Home, Licensee  
Wanda Carew, Administrator  
Non-profit  
Capacity: 20

Lemoyne Place Assisted Living  
14306 Lemoyne Blvd  
Biloxi, Mississippi 39532  
Phone: 228-396-1998  
Fax: 228-396-2907  
Prasant Desai, Licensee & Administrator  
Proprietary  
Capacity: 34  
Licensed 5/09/08

## Jasper County

Summerland Manor  
12 Summerland Road  
Bay Springs, Mississippi 39422  
Phone: 601-794-2130  
Fax: 601-764-3121  
James Knotts, Licensee  
Kenneth Posey, Administrator  
Public  
Capacity: 48

## Jones County

ComfortCare Assisted Living Facility  
1100 West Drive  
Laurel, Mississippi 39440  
Phone: 601-422-0022  
Fax: 601-428-7138  
South Central Regional Med Ctr, Licensee  
Heather Gilbert, Administrator  
Public  
Capacity: 12

Cottonwood Manor  
3147 Old Amy Road  
Laurel, Mississippi 39443  
Phone: 601-425-0095  
Fax: 601-425-9902  
Paulette Butler, Licensee  
Patrick Fields, Administrator  
Proprietary  
Capacity: 21

Magnolia Gardens Assisted Living of  
Laurel  
945 West Drive  
Laurel, Mississippi 39440  
Phone: 601-518-0597  
Fax: 601-428-4685  
Deborah Darlene Steverson, Licensee  
& Administrator  
Proprietary  
Capacity: 44

Alexander Milne Home for Women  
616 East 19<sup>th</sup> Street  
Laurel, Mississippi 39440  
Phone: 601-399-0700  
Fax: 601-399-0603  
Milne Home for Women, Licensee  
Melba C. Thorton, Administrator  
Non-Profit

Capacity: 56

Northview Villa Personal Care  
625 Northview Drive  
Laurel, Mississippi 39440  
Phone: 601-426-3782  
Fax: 601-426-2644  
R. G. Hancock, Licensee & Administrator  
Proprietary  
Capacity: 54

## Lafayette County

Azalea Gardens Assisted Living Center  
100 Azalea Drive  
Oxford, Mississippi 38655  
Phone: 662-234-9600  
Fax: 662-234-9670  
Oxford Senior Living, Licensee  
Sandra Enfinger, Administrator  
Proprietary  
Capacity: 90

Hermitage Gardens of Oxford  
1488 Belk Blvd.  
Oxford, Mississippi 38655  
Phone: 662-234-8244  
Fax: 662-236-3043  
Five Star Quality Care-MS, LLC, Licensee  
Barbara McLaurin, Administrator  
Proprietary  
Capacity: 64  
Assisted Living/Alzheimer's

## Lamar County

Alden Pointe Assisted Living  
2 Courtland Drive  
Hattiesburg, Mississippi 39402  
Phone: 601-296-9711  
Fax: 601-296-9152  
David Schonberg, Licensee  
Kathy McPhail, Administrator  
Proprietary  
Capacity: 45

Magnolia Place  
4901 Highway 589  
Sumrall, Mississippi 39482  
Phone: 601-758-0600  
Kevin Cooksey, Licensee  
Melinda Lott, Administrator  
Proprietary  
Capacity: 18

Provision Living at Hattiesburg  
217 Methodist Blvd  
Hattiesburg, Mississippi 39402  
Phone: 601-329-2030  
Fax: 601-268-6979  
Provision Living at Hattiesburg, Licensee  
Debbie Adamson, Administrator  
Proprietary  
Capacity: 100

Windham House of Hattiesburg  
37 Hillcrest Drive  
Hattiesburg, Mississippi 39402  
Phone: 601-264-0058  
Fax: 601-264-7329  
Lamar Community Care Center, Licensee  
Carl L. Young, Administrator  
Proprietary  
Capacity: 13  
Assisted Living

## Lauderdale County

Aldersgate Personal Care Home  
6600 Poplar Springs Drive  
Meridian, Mississippi 39305  
Phone: 601-485-9484  
Fax: 601-485-9638  
Stephen L. McAlilly, Licensee  
Lawona Broadfoot, Administrator  
Non-Profit  
Capacity: 58

McCoy Personal Care Home  
919 35th Avenue  
Meridian, Mississippi 39301  
Phone: 601-693-4104  
Mary Cleo McCoy, Licensee & Administrator  
Non-Profit  
Capacity: 15

Silverleaf Manor  
4555 35<sup>th</sup> Avenue  
Meridian, Mississippi 39305  
Phone: 601-483-4566  
Fax: 601-483-1447  
Daniel Baty, Licensee  
Dee Dee Crane, Administrator  
Proprietary  
Capacity: 110  
Assisted Living

## Lawrence County

Heritage Manor Personal Care Home  
2051 Ferguson Mill Road  
Silver Creek, Mississippi 39663  
Phone: 601-886-7830  
Fax: 601-886-9990  
Carrol Ann Hudspeth, Licensee  
& Administrator  
Proprietary  
Capacity: 12

Lawrence County Personal Care Home  
1134 East Broad Street  
Monticello, Mississippi 39654  
Phone: 601-587-9226  
Fax: 601-587-7000  
Carroll Cann Hudspeth, Licensee  
& Administrator  
Proprietary  
Capacity: 10

## Lee County

Avonlea Assisted Living &  
Retirement Community  
2429 Lawndale Drive  
Tupelo, Mississippi 38801  
Phone: 662-840-6163  
Fax: 662-840-5147  
PVHA/Sims-Avonlea, LLC, Licensee  
Jima Alexander, Administrator  
Proprietary  
Capacity: 72

The Home Place of Nettleton  
298 Main Street  
Nettleton, Mississippi 38858  
Phone: 662-963-0606  
Fax: 662-963-3859  
Joyce G. Heyman, Licensee & Administrator  
Proprietary  
Capacity: 7

Magnolia Manor at Tupelo  
1514 CR 41  
Tupelo, Mississippi 38801  
Phone: 662-842-6776  
Fax - 662-842-6512  
Jack Bobo, Licensee  
Debra Hayes, Administrator  
Proprietary  
Capacity: 122

Mitchell Center Personal Care Home  
2800 West Main Street  
Tupelo, Mississippi 38801  
Phone: 662-844-1441  
Fax: 662-841-9516  
Mitchell Center, Licensee  
Gregory Warnick, Administrator  
Non-Profit  
Capacity: 60

Riverbirch Residence  
2554 Main Street  
P.O. Box 159  
Plantersville, Mississippi 38862  
Phone: 662-844-3451  
Fax: 662-844-3450  
Riverbirch Residence, Licensee  
Robert J. Lemmons, Administrator  
Public  
Capacity: 30  
Assisted Living

Rosewood Personal Care Home  
2441 McCullough Blvd.  
Belden, Mississippi 38826  
Phone: 662-844-5856  
Fax: 662-844-5323  
Marilyn B. Hicks, Licensee & Administrator  
Proprietary  
Capacity: 75  
Assisted Living



Samaritan Garden Personal Care Home  
2603 South Gloster Street  
Tupelo, Mississippi 38801  
Phone: 662-566-9974  
Fax: 662-566-9921  
George R. Pulliam, Licensee  
Lisa L. Satterwhite, Administrator  
Public  
Capacity: 32  
Assisted Living

## Leflore County

Country Meadow Personal Care Home  
4100 CR 164  
Greenwood, Mississippi 38930  
Phone: 662-453-4533  
Fax: 662-453-4534  
Danny F. Edwards, Licensee & Administrator  
Capacity: 12

Indywood Glen Personal Care  
1416 Erie Street  
Greenwood, Mississippi 38930  
Phone: 662-455-3878  
Fax: 662-455-6171  
Indywood Glen, Licensee  
Sharon Harvey, Administrator  
Proprietary  
Capacity: 62

## Lincoln County

Haven Hall Healthcare Center  
101 Mills Street  
Brookhaven, Mississippi 39601  
Phone: 601-833-5608  
Fax: 601-833-5285  
Magnolia Healthcare, Licensee  
Kenneth Smith, Administrator  
Non-profit  
Capacity: 15

New Dawn Retirement Center  
3987 Silverton Trail SE  
Ruth, Mississippi 39662  
Phone: 662-823-4020  
Fax: 601-823-4031  
Elaine Davis, Licensee & Administrator  
Proprietary  
Capacity: 8

Serenity Personal Care Home  
1519 East Lincoln Road SE  
Brookhaven, Mississippi 39601  
Phone: 601-833-5072  
Fax: 601-833-6183  
Carolyn A. Crump, Licensee & Administrator  
Proprietary  
Capacity: 9

Shady Oaks Home for the Elderly  
617 North Whitworth Avenue  
Brookhaven, Mississippi 39601  
Phone: 601-835-1366  
Fax: 601-823-6652  
Patricia Jenkins, Licensee  
& Administrator  
Proprietary  
Capacity: 13

## Lowndes County

The Arrington  
234 Windsor Blvd.  
Columbus, Mississippi 39702  
Phone: 662-241-0001  
Fax: 662-241-0091  
Arrington LLC, Licensee  
Ken Phillips, Administrator  
Proprietary  
Capacity: 70

Cherubs Personal Care Home  
289 Sanders Mill Road  
Steens, Mississippi 39766  
Phone: 662-356-4227  
Fax: 662-356-4203  
Bonny York, Licensee & Administrator  
Proprietary  
Capacity: 13

Collegeview Personal Care Home  
1323 College Street  
Columbus, Mississippi 39701  
Phone: 662-327-9463  
Fax: 662-327-1419  
Carolyn P. Reed, Licensee & Administrator  
Proprietary  
Capacity: 6

Homeplace of Columbus  
2082 Yorkville Road East  
Columbus, Mississippi 39702  
Phone: 662-329-2772  
Fax: 662-329-2889  
Denny Nooner, Jr., Licensee  
Yvone Fortner, Administrator  
Proprietary  
Capacity: 62

Trinity Place Personal Care Center  
250 Airline Road  
Columbus, Mississippi 39702  
Phone: 662-327-6795  
Fax: 662-327-3039  
Methodist Senior Services of Golden  
Triangle, Licensee  
Stanley C. Maynard, Administrator  
Non-Profit  
Capacity: 62

## Madison County

Old Ladies Home  
7521 Old Canton Road  
Madison, Mississippi 39110  
Phone: 601-856-1085  
Fax: 601-856-1270  
Jane Roper, Licensee  
J. Anne Thompson, Administrator  
Non-Profit  
Capacity: 20

The Orchard Personal Care Home  
600 South Pear Orchard Road  
Ridgeland, Mississippi 39157  
Phone: 601-856-2205  
Fax: 601-856-8905  
W. Thad McLaurin, Licensee  
Sandra Garvin, Administrator  
Proprietary  
Capacity: 61

Ridgeland Point Assisted Living  
410 Orchard Park  
Ridgeland, Mississippi 39157  
Phone: 601-957-0727  
Fax: 601-957-0756  
Daniel Baty, Licensee  
Wendy Moran, Administrator  
Public  
Capacity: 100

St. Catherine's Village/Campbell Cove  
200 Dominican Drive  
Madison, Mississippi 39110  
Phone: 601-856-0160  
Fax: 601-856-0109  
Sister Mary Dorothea Sondgeroth, Licensee  
Melva Butler, Administrator  
Non-Profit  
Capacity: 36  
Assisted Living/Alzheimer

St. Catherine's Village/Marian Hall  
200 Dominican Drive  
Madison, Mississippi 39110  
Phone: 601-856-0100  
Fax: 601-856-0109  
Sister Mary Dorothea Sondgeroth,  
Licensee  
Zackery Nail, Administrator  
Non-profit  
Capacity: 60  
Assisted Living

Seasons Assisted Living  
1421-A East Peace Street  
P.O. Box 488  
Canton, Mississippi 39046  
Phone: 601-855-5760  
Fax: 601-855-5781  
Madison County Nursing Home Board of  
Trustees, Licensee  
Daniel Logan, Administrator  
Non-profit  
Capacity: 10

Willard F. Bond Home  
7521 Old Canton Road  
Madison, Mississippi 39110  
Phone: 601-856-8041  
Fax: 601-856-1270  
Alvis Hunt, Licensee  
Lucille Nichols, Administrator  
Non-profit  
Capacity: 40

## Marion County

Bar-Sel Personal Care Home  
608 Branton Avenue  
Columbia, Mississippi 39429  
Phone: 601-736-7355  
Margaret Jo Selman, Licensee  
& Administrator  
Non-Profit  
Capacity: 11

The Grove Personal Care Home  
11 Pecan Drive  
Columbia, Mississippi 39429  
Phone: 601-736-4747  
Fax: 601-736-4073  
JRSM Enterprises, Licensee  
Jack Bradshaw, Administrator  
Capacity: 8

## Marshall County

Christopher's Personal Care Home  
885 Highway 178 East  
Holly Springs, Mississippi 38635  
Phone: 662-551-1122  
Fax: 662-551-1635  
Gail M. Houck, Licensee & Administrator  
Proprietary  
Capacity: 46  
Assisted Living/Alzheimer's

## Monroe County

Garden Suites Assisted Living  
400 South Chestnut Street  
P.O. Box 747  
Aberdeen, Mississippi 39730  
Phone: 662-319-2085  
Fax: 662-319-2096  
Steve Fontaine, Licensee & Administrator  
Non-Profit  
Capacity: 22

Monroe County Rest Home  
50051 County Home Road  
Aberdeen, Mississippi 39730  
Phone: 662-369-4485  
Barbara E. Mabry, Licensee  
& Administrator  
Non-Profit  
Capacity: 12

Oak Tree Plantation  
60139 Cotton Gin Port Road  
Amory, Mississippi 38821  
Phone: 662-256-8406  
Fax: 662-256-8883  
Fred C. Heckant, Licensee  
Brad Wilson, Administrator  
Proprietary  
Capacity: 51  
Assisted Living  
Increased from 49

Pressicare  
20434 Old Houston Road  
Aberdeen, Mississippi 39730  
Phone: 662-369-0070  
Fax: 662-369-1727  
China Danette Johnson, Licensee &  
Administrator  
Proprietary  
Capacity: 10

## Neshoba County

Bee Hive Homes of Philadelphia  
708 Columbus Avenue  
Philadelphia, Mississippi 39350  
Phone: 601-656-0220  
John M. Mayfield, Licensee  
Jana Mayatt, Administrator  
Public  
Capacity: 12

Neshoba County Personal Care Home  
1001 Holland Avenue  
Philadelphia, Mississippi 39350  
Phone: 601-663-1200  
Fax: 601-663-1497  
Marvin Page, Licensee  
Robert W. Cole, Administrator  
Public  
Capacity: 22

## Newton County

Bee Hive Homes of Newton  
601 South Main Street  
Newton, Mississippi 39345  
Phone: 601-683-0000  
John M. Mayfield, Licensee  
Tammy Massey, Administrator  
Public  
Capacity: 13

Magnolia Residential Living  
606 East Jackson Road  
Union, Mississippi 39365  
Phone: 601-774-9961  
Bobby Harris, Licensee & Administrator  
Proprietary  
Capacity: 27

Mimosa Homes  
102 Mimosa Street  
Newton, Mississippi 39345  
Phone: 601-683-3448  
Fax: 601-469-3621  
Non-Profit  
Capacity: 7

Woodland Court Personal Care  
260 Northside Drive  
Newton, Mississippi 39345  
Phone: 601-683-2330  
Fax: 601-683-3043  
Woodland Court, Licensee  
Jimmie Rawson, Administrator  
Proprietary  
Capacity: 24

### **Noxubee County**

Elderly Care Center  
496 Magnolia Drive  
Macon, Mississippi 39341  
Phone: 662-726-2630  
Fax: 662-726-2229  
Carol Pruitt, Licensee & Administrator  
Proprietary  
Capacity: 15

Oakwood Manor  
355 North Pine Street  
P.O. Box 325  
Brooksville, Mississippi 39739  
Phone: 662-738-4866  
Fax: 662-738-4966  
Joe D. Johnson, Licensee  
Ronald Jantz, Administrator  
Non-Profit  
Capacity: 10

### **Oktibbeha County**

Cantrell's Personal Care Home  
1279 Highway 12 West  
Starkville, Mississippi 39759  
Phone: 662-323-5948  
Vicki Cantrell Rushing, Licensee &  
Administrator  
Proprietary  
Capacity: 15

Montgomery Gardens Senior Living  
(Dogwood Plantation - Starkville)  
1351 Old Highway 12 West  
Starkville, Mississippi 39759  
Phone: 662-323-4663  
Fax: 662-323-5001  
Montgomery Gardens Senior Living, Licensee  
Michelle Leigh Fulgham, Administrator  
Proprietary  
Capacity: 36

Vickers Personal Care Home  
114 North Montgomery Street  
Starkville, Mississippi 39759  
Phone: 662-323-4617  
Fax: 662-323-7483  
Dawn Vickers, RN, Licensee & Administrator  
Proprietary  
Capacity: 18

### **Panola County**

Fairfield of Batesville  
640 Keating Road  
P.O. Box 1632  
Batesville, Mississippi 38606  
Phone: 662-563-2345  
Fax: 662-563-5678  
John Phillips, III, Licensee  
Pat R. Gunter, Administrator  
Proprietary  
Capacity: 54  
Assisted Living

## Pearl River County

Magnolia Personal Care Home  
174 Cliff Mitchell Road  
Picayune, Mississippi 39466  
Phone: 601-798-4007  
Fax: 601-798-4029  
Harrington & Associates, LLC, Licensee  
John J. Harrington, Administrator  
Proprietary  
Capacity: 60

New Country Living Personal Care Home  
258 George Ford Road  
Carriere, Mississippi 39426  
Phone: 601-798-5673  
Fax: 601-749-9018  
Marion Carolyn Fletcher, Licensee &  
Administrator  
Proprietary  
Capacity: 14

Our Place Personal Care Home  
27 Alsobrooks Road  
Picayune, Mississippi 39466  
Phone: 601-799-3303  
Patricia A. Carnes, Licensee &  
Administrator  
Proprietary  
Capacity: 12

Shady Oaks of Carriere  
83 White Chapel Road  
Carriere, Mississippi 39426  
Phone: 601-798-0207  
Frank Duncan, Licensee & Administrator  
Proprietary  
Capacity: 11

Southern Pines Personal Care Home  
340 Sycamore Road  
Carriere, Mississippi 39426  
Phone: 601-798-9969  
Fax: 601-798-2259  
Betty Fletcher, Licensee & Administrator  
Proprietary  
Capacity: 20

## Perry County

Community Development Assisted Living  
(Community Residential Home)  
109 Elm Avenue  
Richton, Mississippi 39476  
Phone: 601-788-2599  
Fax: 601-788-6702  
Community Residential Home, Licensee  
Oma Hibbler, Administrator  
Proprietary  
Capacity: 12

Friend's Personal Care Home  
367 Corinth Church Road  
Petal, Mississippi 39465  
Phone: 601-545-9545  
Fax: 601-545-7877  
Robert Lee Friend, Licensee &  
Administrator  
Non-Profit  
Capacity: 10

## Pike County

Aston Court Retirement Community  
222 Aston Avenue  
McComb, Mississippi 39648  
Phone: 601-249-0023  
Fax: 601-249-3106  
Aston Court Retirement Community, Licensee  
Staci Ann Lock Hamilton, Administrator  
Proprietary  
Capacity: 50

Camellia Estates Assisted Living  
1714 White Street  
McComb, Mississippi 39648  
Phone: 601-250-0066  
Fax: 601-250-0640  
Pike Community Care Center, Licensee  
Sherri Braddock, Administrator  
Proprietary  
Capacity: 48

## Pontotoc County

Church Street Personal Care Home of Ecu  
36 Elm Lane  
P.O. Box 249  
Ecu, Mississippi 38841  
Phone 662-489-6462  
Fax: 662-489-6491  
Patsy Walker, Licensee & Administrator  
Proprietary  
Capacity: 40

## Prentiss County

The Landmark Community Personal Care  
Home  
701 West Church Street  
Booneville, Mississippi 38829  
Phone: 662-728-3575  
Fax: 662-728-3539  
Travis W. Childers, Licensee  
Proprietary  
Capacity: 40

## Rankin County

Brandon Court Personal Care Home  
100 Burnham Road  
Brandon, Mississippi 39042  
Phone: 601-664-2259  
Fax: 601-664-2260  
Rankin Community Care Center, Licensee  
Anita Harrison, Administrator  
Non-Profit  
Capacity: 6  
Assisted Living

Briar Hill Rest Home  
1201 Gunter Road  
Florence, Mississippi 39073  
Phone: 601-939-6371  
Fax: 601-939-6228  
Briar Hill Rest Home, Licensee  
Edith Charlene Quarles, Administrator  
Proprietary  
Capacity: 2

Heritage House of Castlewoods  
140 Castlewoods Blvd.  
Brandon, Mississippi 39047  
Phone: 601-919-1208  
Fax: 601-919-1174  
L. Rodney Chamblee, Licensee  
Michael Lalo, Administrator  
Proprietary  
Capacity: 110  
Assisted Living/Alzheimers

O'McDougle's Love & Care Home  
319 North Avenue  
P.O. Box 644  
Pelahatchie, Mississippi 39145  
Phone: 601-854-7925  
Fax: 601-362-2207  
Charlene M. Brown, Licensee &  
Administrator  
Proprietary  
Capacity: 11

Peach Tree Village Assisted Living  
6100 Old Brandon Road  
Brandon, Mississippi 39042  
Phone: 601-933-1100  
Fax: 601-933-1113  
SentryCare, Licensee  
Mary Kim Smith, Administrator  
Proprietary  
Capacity: 71

Villa South  
271 College Street  
Florence, Mississippi 39073  
Phone: 601-845-1888  
Fax: 601-845-2448  
Sid Scarbrough, Licensee  
Carolyn S. Katterjohn, Administrator  
Public  
Capacity: 50  
Licensed 11/10/08

Wisteria Gardens  
5420 Highway 80 E  
Pearl, Mississippi 39208  
Phone: 601-988-6800  
Fax: 601-988-6801  
Wisteria Gardens, LLC, Licensee  
William David Hill, Administrator  
Proprietary  
Capacity: 6

## Scott County

Bee Hive Home of Forest  
410 Townsend Road  
Forest, Mississippi 39074  
Phone: 601-469-9476  
John M. Mayfield, Licensee  
Eunice Williamson, Administrator  
Public  
Capacity: 12

## Simpson County

Bryant's Residential Care Facility  
1310 Highway 541 South  
P.O. Box 972  
Magee, Mississippi 39111  
Phone: 601-849-6160  
Fax: 601-849-4733  
Yvonne Bryant, Licensee & Administrator  
Proprietary  
Capacity: 21

La Dora Acres Assisted Living/  
Residential Care Home  
1116 Frances Avenue  
Magee, Mississippi 39111  
Phone: 601-849-1920  
Fax: 601-849-1950  
C. Faith Kennedy, Licensee &  
Administrator  
Proprietary  
Capacity: 12

## Stone County

Stone County Nursing & Rehab Center  
1436 East Central Avenue  
Wiggins, Mississippi 39577  
Phone: 601-928-1889  
Fax: 601-928-2335  
Stone County Nursing & Rehab Center,  
Licensee  
Robert S. McBeth, Administrator  
Proprietary  
Capacity: 1

## Sunflower County

Indywood  
541 Dorsett Drive  
Indianola, Mississippi 38751  
Phone: 662-887-3005  
Fax: 662-887-3057  
Indywood, Licensee  
Eleta Grimmett, Administrator  
Proprietary  
Capacity: 29  
Assisted Living

Ruleville Nursing & Rehab Center  
800 Stansel Drive  
Ruleville, Mississippi 38771  
Phone: 662-756-4361  
Fax: 662-756-2788  
Ruleville Nursing & Rehab Center,  
Licensee  
Tina Alexander, Administrator  
Proprietary  
Capacity: 11  
Assisted Living

Shirley's Personal Care Home  
100 B.B. King Drive  
Indianola, Mississippi 38751  
Phone: 662-887-3000  
Fax: 662-884-5818  
Shirley Monroe, Licensee & Administrator  
Proprietary  
Capacity: 12  
Licensed 5/02/08

## Tippah County

GoldenLiving Center - Ripley Personal  
Care  
101 Cunningham Street  
Ripley, Mississippi 38863  
Phone: 662-837-3011  
Fax: 662-837-0230  
GGNSC Ripley, LLC., Licensee  
Symece Bennett, Administrator  
Proprietary  
Capacity: 10  
Assisted Living

## Tishomingo County

Carrington House  
1670 Whitehouse Road  
Iuka, Mississippi 38852  
Phone: 662-423-3307  
Fax: 662-423-3308  
Beverly Ann Cummings, Licensee  
Judith A. Reid, Administrator  
Proprietary  
Capacity: 25

Southern Magnolia Estates  
1308 North Pearl Street  
Iuka, Mississippi 38852  
Phone: 662-424-0023  
Fax: 662-424-0199  
Trev Clark, RN, Licensee & Administrator  
Proprietary  
Capacity: 37

Southern Magnolia Estates, II  
1308 North Pearl Street  
Iuka, Mississippi 38852  
Phone: 662-424-0023  
Fax: 662-424-0199  
Trev Clark, RN, Licensee & Administrator  
Proprietary  
Capacity: 18

Southern Magnolia Estates II  
Belmont Golden  
267 Front Street/Highway 366  
Golden, Mississippi 38847  
Phone: 662-454-0544  
Fax: 662-454-0576  
Trev Clark, RN, Licensee  
Michael Jason Clark, Administrator  
Proprietary  
Capacity: 37

## Union County

Dogwood Plantation of New Albany  
250 Fairfield Drive  
New Albany, Mississippi 38652  
Phone: 662-534-7331  
James B. Shannon, IV, Licensee  
Michelle Walker, Administrator  
Proprietary  
Capacity: 24

Green Oak Manor Personal Care Home  
600 Highway 30 West  
New Albany, Mississippi 38652  
Phone: 662-534-5602  
Fax: 662-534-3050  
Gena Vail, Licensee  
Cheryl Jackson, Administrator  
Proprietary  
Capacity: 12

Magnolia Place of New Albany  
1515 Munsford Drive  
New Albany, Mississippi 38652  
Phone: 662-534-0046  
Fax: 662-534-0393  
R. Bruce Cole, Licensee & Administrator  
Public  
Capacity: 40

Sunshine Inn Assisted Living Home  
1645 Highway 178  
P.O. Box 378  
Myrtle, Mississippi 38650  
Phone: 662-988-3959  
Fax: 662-988-3989  
Vicki M. Smith, Licensee & Administrator  
Proprietary  
Capacity: 20

## Warren County

Belmont Gardens Personal Care Home  
3201 Wisconsin Avenue  
P.O. Box 820874  
Vicksburg, Mississippi 39180  
Phone: 601-636-8006  
Fax: 601-636-0953  
Private Home Care, Licensee  
Sharon Ladd, Administrator  
Proprietary  
Capacity: 32

Belmont Place Personal Care Home  
1002 Belmont Street  
P.O. Box 820874  
Vicksburg, Mississippi 39180  
Phone: 601-636-3004  
Fax: 601-629-6490  
Private Home Care, Licensee  
Sharon Ladd, Administrator  
Proprietary  
Capacity: 11



Heritage House Assisted Living Center  
3101 Wisconsin Avenue  
P.O. Box 820485  
Vicksburg, Mississippi 39180  
Phone: 601-638-1514  
Fax: 601-638-8738  
First Warren Corporation, Licensee  
Robert Greer, Administrator  
Proprietary  
Capacity: 41

## **Washington County**

Magnolia Gardens of Greenville  
1644 South Colorado Street  
Greenville, Mississippi 38703  
Phone: 662-335-9699  
Fax: 662-335-9693  
Magnolia Gardens of Greenville,  
Licensee  
Joe Ann Fava, Administrator  
Proprietary  
Capacity: 48

Wellington Place of Greenville  
1880 Fairground Road  
Greenville, Mississippi 38703  
Phone: 662-334-4646  
Fax: 662-334-4691  
BLC Wellington- Grenada, Licensee  
Mena Duthu, Administrator  
Proprietary  
Capacity: 55  
Assisted Living/Alzheimer's

## **Wayne County**

Brookwood Villa Personal Care Home  
915 Wayne Street  
Waynesboro, Mississippi 39367  
Phone: 601-735-0264  
Sherry Busby, Licensee & Administrator  
Proprietary  
Capacity: 24

Pine View Health Care Center  
1304 Walnut Street  
Waynesboro, Mississippi 39367  
Phone: 601-735-9025  
Fax: 601-735-0813  
Pensacola Health Trust, Licensee  
Joan B. Stanford, Administrator  
Proprietary  
Capacity: 3

Southern Living Assisted Living  
511 Gray Drive  
Waynesboro, Mississippi 39367  
Phone: 601-735-4806  
Fax: 601-735-5180  
Robert Stan Trigg, Licensee &  
Administrator  
Proprietary  
Capacity: 30

## **Webster County**

Vicker's Personal Care Home  
238 Spring Valley Road  
Mathiston, Mississippi 39759  
Phone: 662-263-4685  
Fax: 662-323-7483  
Rhea Dawn Vickers, RN, Licensee &  
Administrator  
Proprietary  
Capacity: 13

## **Winston County**

Bee Hive Homes of Louisville  
541 A East Main Street  
Louisville, Mississippi 39339  
Phone: 662-773-0000  
John Mayfield, Licensee  
Melba Reed, Administrator  
Proprietary  
Capacity: 16

J R S & J Senior Adult Care Center  
803 West Main Street  
P.O. Box 1009  
Louisville, Mississippi 39339  
Phone: 662-773-8750  
Fax: 662-773-8721  
J R S & J Senior Adult Care Center,  
Licensee  
Lillian J. Clayborne, Administrator  
Proprietary  
Capacity: 16  
Assisted Living

Lakeside Village Residential Living  
8862 Highway 15 South  
Louisville, Mississippi 39339  
Mail: P.O. Box 83  
Noxapater, Mississippi 39346  
Phone: 662-724-2500  
Fax: 662-724-2501  
Kevin D. Weeks, Licensee  
Twyla J. Weeks, Administrator  
Proprietary  
Capacity: 15

## **Ya1obusha County**

Ya1obusha County Assisted Living Center  
630 South Main Street  
P.O. Box 728  
Water Valley, Mississippi 38965  
Phone: 662-473-1411  
Fax: 662-473-4922  
Linda Ingram, Licensee  
Terry Varner, Administrator  
Public  
Capacity: 2  
Assisted Living